

( )

**2009**





Distr.  
GENERAL

E/ESCWA/EDGD/2009/7  
15 December 2009  
ORIGINAL: ARABIC

( )

**2009**



2009

E/ESCWA/EDGD/2009/7
ISSN. 1726-5967
ISBN. 978-92-1-628075-8
09-0556

Sales No. A.10.II.L.5

2009

.

.

.

.



	.....	
	.....	
1	.....	
	.....	
2	.....	-
2	.....	-
4	.....	-
12	.....	-
25	.....	-
25	.....	-
26	.....	-
33	.....	-
37	.....	-
40	.....	-
42	.....	-
45	.....	-
45	.....	-
53	.....	-
59	.....	-
69	.....	-
89	.....	-

( )

---

	:	-1
3	.....(2008-2007 2003)	
5	.....(2008-2006)	-2
		-3
10	.....(2008-2006)	
11	.....(2010)	-4
14	.....(2007)	-5
18	..... (2008)	-6
20	..... (2009 / - 2005)	-7
22	.....(2009-2005)	-8
23	..... (2009-2005)	-9
25	.....	-10
26	.....(2008-2004)	-11
29	..... (2008-2004)	-12
30	.. (2008-2004)	-13
		-14
31	..... (2008-2007)	
		-15
33	.....(2008-2007)	
35	.....(2008)	-16
37	.....2008-2003	-17
42	..... (2008-2004)	-18
		-19
43	..... (2007-2005)	



60	.....	-20
70	..... (2008)	-21
	( )	
	_____	
75	..... (2007 2006 2005)	-22
76	..... (2007 2006 2005)	-23
77	..... (2007 2006 2005)	-24
55	.....	-1
61	.....	-2
		-3
64	.....	
64	.....	-4
68	.....	-5
74	..... "	-6
78	.....	-7
79	.....	-8
84	.....	-9
	:	-10
87	.....	
		-1
4	..... (2008 2003)	
		-2
6	..... (2008-2006)	

7	.....	-3
9	..... (2008 2000)	-4

( )

---

13	..... (2010-2005)	-5
14	..... (2009 / - 2006 / )	-6
15	..... (2009 / - 2006)	-7
17	..... (2008)	-8
19	..... (2009 - 2008 )	-9
19	..... (2009 - 2008 )	-10
21	..... (2009 2008)	-11
22	..... (2009-2007)	-12
23	..... (2009-2007)	-13
27	..... ( )	-14
28	..... (2008-2007)	-15
29	..... (2008-2006)	-16
34	..... (2008)	-17
35	..... (2008)	-18
38	..... (2008 2006 2004)	-19
40	.....	-20
47	.....	-21
62	.....	-22
63	.....	-23

ASEAN	Association of South-East Asian Nations	—
ICANN	Internet Corporation for Assigned Names and Numbers	—
IMF	International Monetary Fund	
ITU	International Telecommunication Union	
JMP	Joint Monitoring Programme for Water Supply and Sanitation	
MERCOSUR	Southern Common Market	—
PAFTA	Pan Arab Free Trade Area	—
UCTE	Union for the Coordination of Transmission of Electricity	
UNCTAD	United Nations Conference on Trade and Development	—
UNWTO	World Tourism Organization	



2008

2008

14.2

.2007

10

4

4.7

1.8

.2007

4.3

2008

4.9

33

2008

/

140

2008

/

.2008

39.5

3.2

.2008

7.52

18

42.9

32

42.5

2.2

6.8

- -

10.5

12.7

2008

28

14

18

.2007

24

2008

2008

2007

10.5

2008

2.2

52

9

16

2007

5.5

.2006

(45-)

.2007

2009

2008

2008

2009-2008

19

2003 /

/ 23 2009

2005

2009-2008

2006 /

" (2009 / 20-19 )

2009

( )

(Code)

7

100

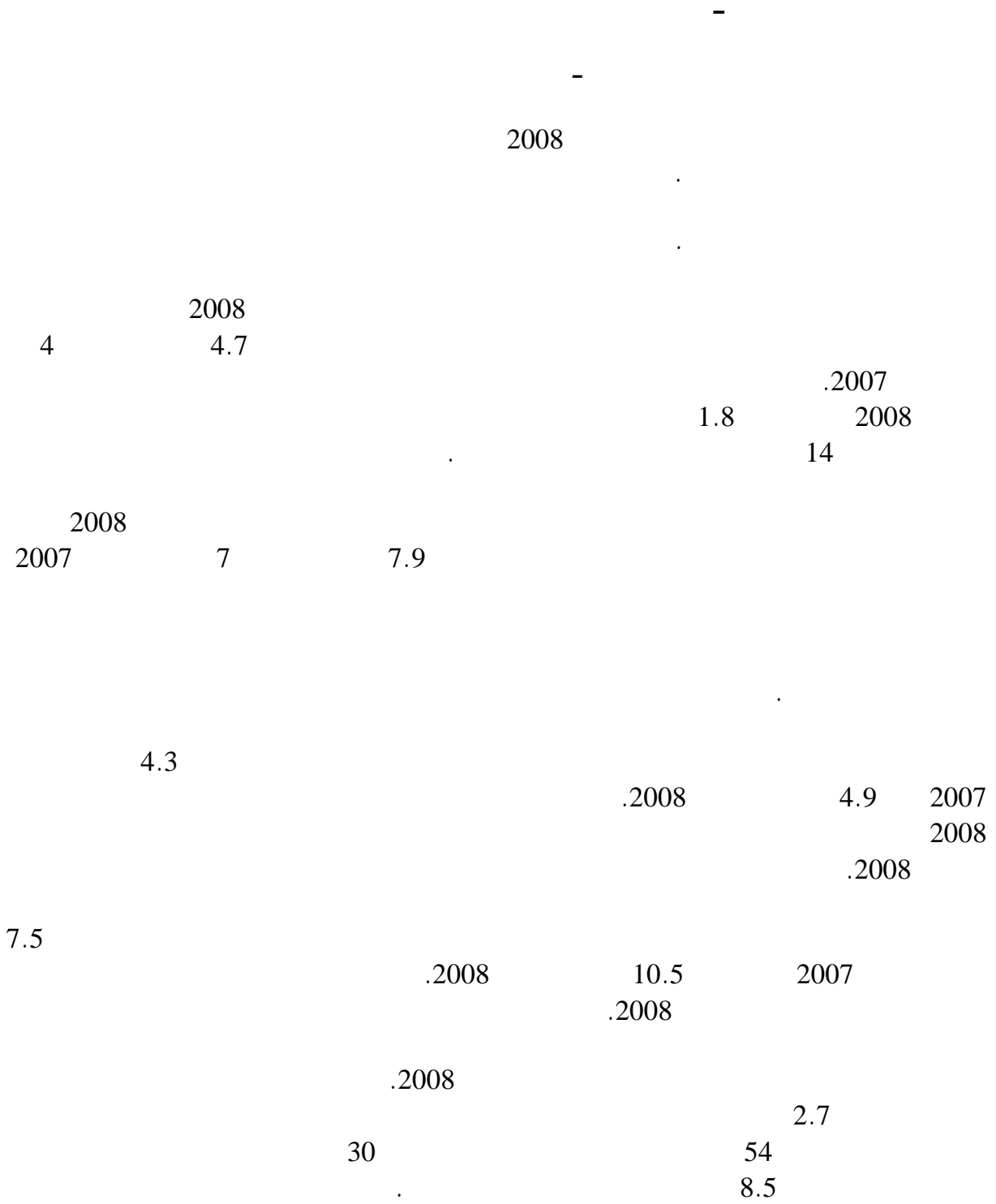
100

100

100







(2008-2007 2003)

:

(\*\*)

(\*)

-1

( )			( )									
2008	2007	2003	20.8	2007	2003	2008			2003			
10.2	10.2	10.2	3.5	3.5	3.5	51.8	5.3	1.8	51.8	5.3	1.8	( )
5.01	5.01	4.8	3.57	3.56	2.8	6705	335.8	239.6	6 271.7	302.0	174.9	( )
2.66	68.2	2.30	1.99	2.10	1.8	60 115	1601	1 199	32 866	755	590	()( )
10.46	7.45	5.37	5.03	3.98	3.13	4 898.6	512.6	246.4	3 108.3	166.9	97.2	()( )
4.93	4.30	3.14	3.99	3.46	2.45	32 746.3	1 614.8	1 305.1	15 277.6	479.7	374.3	( )()
7.90	7.00	5.78	6.03	5.20	4.16	922.0	72.8	55.6	694.5	40.1	28.9	()( )
5.96	5.27	4.25	4.83	4.08	3.30	944.0	56.3	45.6	643.0	27.3	21.2	()( )
4.71	3.97	2.91	3.98	3.50	2.19	1 679 353	79 905	67 567	557869	16 210	12 193	( )
8.13	8.53	9.87	5.62	5.74	6.66	433.1	35.2	24.4	207.3	20.5	13.8	( )
33.2	32.1	30.9	28.4	27.2	26.4	81.8	27.2	23.2	77.0	23.8	20.4	( )
54.6	54.4	56.1	50.1	49.9	51.8	1258	686	630	1206	677	625	( )
13.8	13.7	11.5	10.4	10.2	8.1	3 065.6	422.0	319.6	2 615.5	301.3	210.8	( )
29.6	30.1	33.6	26.3	2.27	27,4	185	55	49	172	58	47	( )
8.5	8.4	8.6	7.3	2.7	7.1	88.6	7.6	6.5	83.6	7.2	5.9	( )
0.18	0.16	0.11	0.15	0.14	0.09	105 056	18 466	15 752	78 060	8 388	6 783	()( )

: \_\_\_\_\_

:

14

(\*)

:

(\*\*)

()

( )

( )

( )

2007 2006

2008 2007

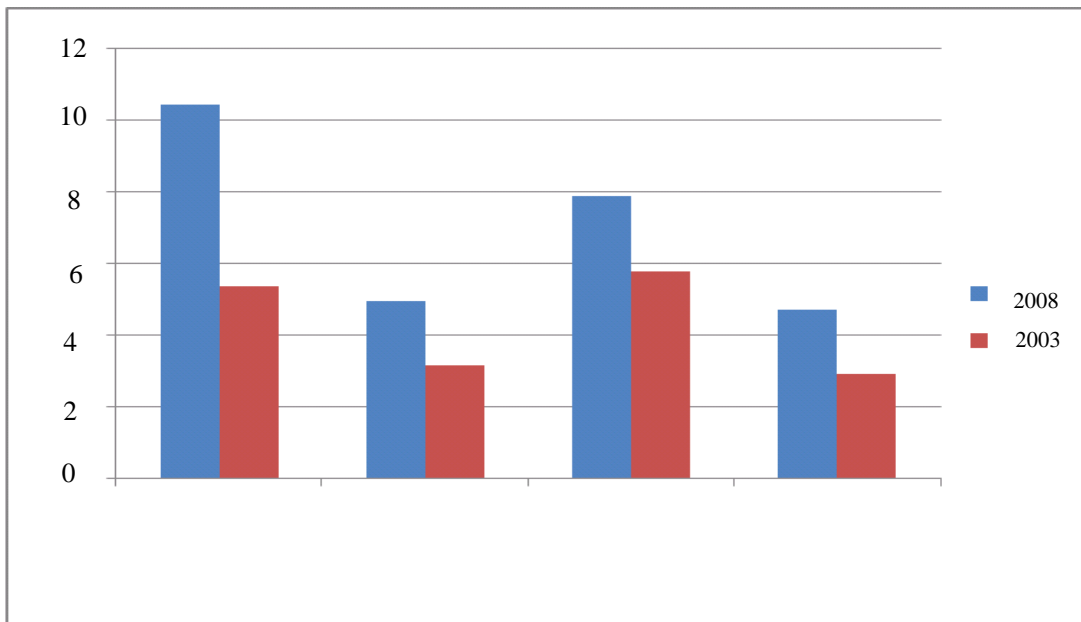
(•)

2008

2008

-1

(2008 2003)  
( )



.1

:

-

-1

2008

1.7

.2007

14.2

(1)

29

.2008

17.3

1.8

2008

80

.2007

10.5

2008

(2)

(2008-2006)

-2

( )		( )			
2008	2007	2008	2007	2006	
0.21	(40.33)	1 954	1 950	3 268	
(3.18)	10.78	13 733	14 184	12 804	
2.16	(39.76)	1 794	1 756	2 915	
70.64	(51.15)	2 761	1 618	3 312	
59.21	(7.41)	2 646	1 662	1 795	
0	700.00	8	8	1	
20.00	18.90	234	195	164	
(7.52)	32.92	22 486	24 315	18 293	
6.77	(31.21)	2 601	2 436	3 541	
42.92	48.76	1 282	897	603	
(38.3)	46.88	87	141	96	
(6.27)	85.29	2 928	3 124	1 686	
0.62	26.36	488	485	383	
3.57	47.37	29	28	19	
42.55	34.29	6 700	4 700	3 500	
(52.89)	0	57	121	121	
32.04	2.09	3 606	2 731	2 675	

.UNCTAD, *World Investment Report 2009*. Available at: [www.unctad.org/wir](http://www.unctad.org/wir) (1)

.E/ESCWA/EDGD/2009/Technical Paper.2 2009

(2)

52.88	33.58	4 111	4 689	2 013
(18.00)	15.28	9 494	11 578	10 043
(14.81)	14.41	2 388	2 803	2 450

( ) 2

( )		( )			
2008	2007	2008	2007	2006	
(32.68)	(1.29)	103	153	155	
(54.74)	(18.2)	415	917	1 121	
1.80	10.48	79 905	78 491	71 048	
(14.22)	35.44	1 697 353	1 978 838	1 461 074	
(29.17)	39.67	962 259	1 358 628	972 762	
17.26	22.04	620 733	529 344	433 764	

.UNCTAD, *World Investment Report 2009*, Annex table B.1. Available at: [www.unctad.org/wir](http://www.unctad.org/wir) - : \_\_\_\_\_  
 .E/ESCWA/EDGD/2009/Technical Paper.2 2009 -

( ) : \_\_\_\_\_

4.7

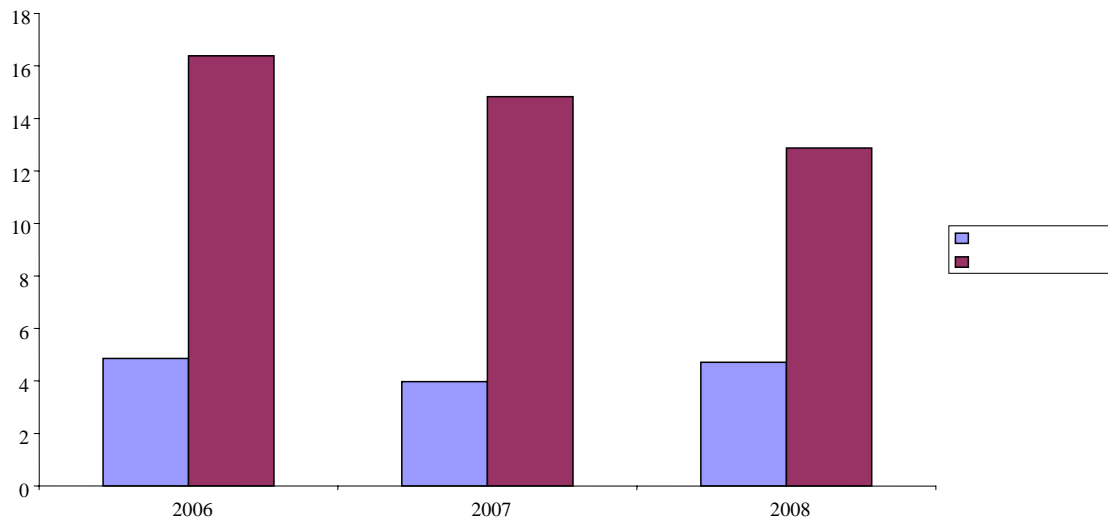
.2007 4 2008

14.8 2008 12.9 2006 16.4 2007

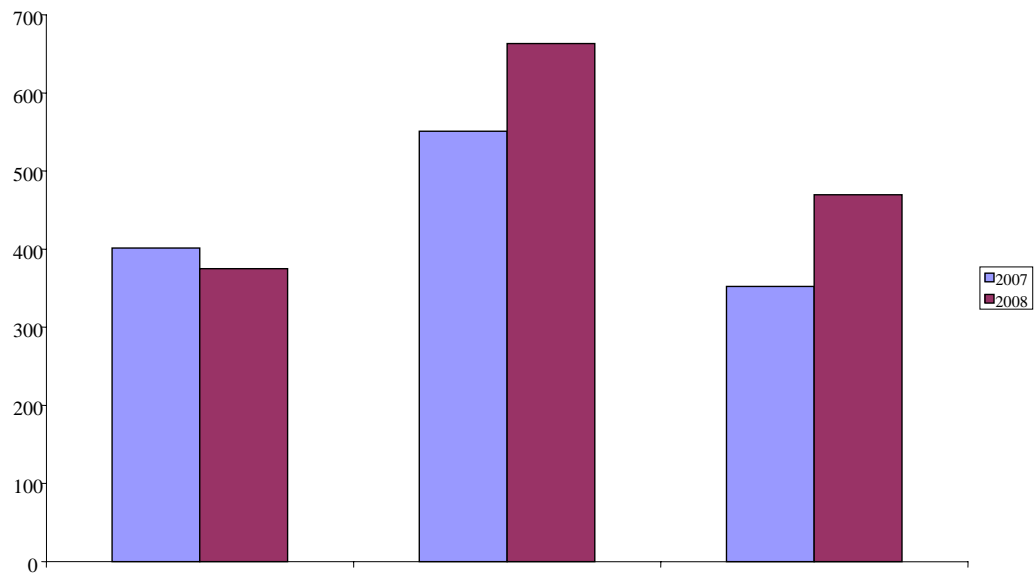
-2

(2008-2006)

( )



469  
 3.1 2007  
 2.3  
 2007  
 352  
 2008  
 11  
 2008  
 2008  
 3  
 -3  
 ( )



.UNCTAD, *World Investment Report 2008*, and 2009. Annex table B.2. Available at: [www.unctad.org/wir](http://www.unctad.org/wir) :

: ( ) - :  
 .( ) )  
 : ( ) -

	70.6	2008	59.2
	(3)		
42.5	42.9		
	(	)	
2008			
(4)	54.7	59.9	
57.2			
	2008		
20.8)	22.5		
14.9)	( 16.4)	(	
13.7		.(	
2007	3.2	2008	
	18	2008	9.5
			2007
(5)	57		
		84	
	16	2008	

---

.UNCTAD, *World Investment Report 2009*. Available at: [www.unctad.org/wir](http://www.unctad.org/wir) (3)

.E/ESCWA/EDGD/2009/Technical Paper.2 2009 (4)

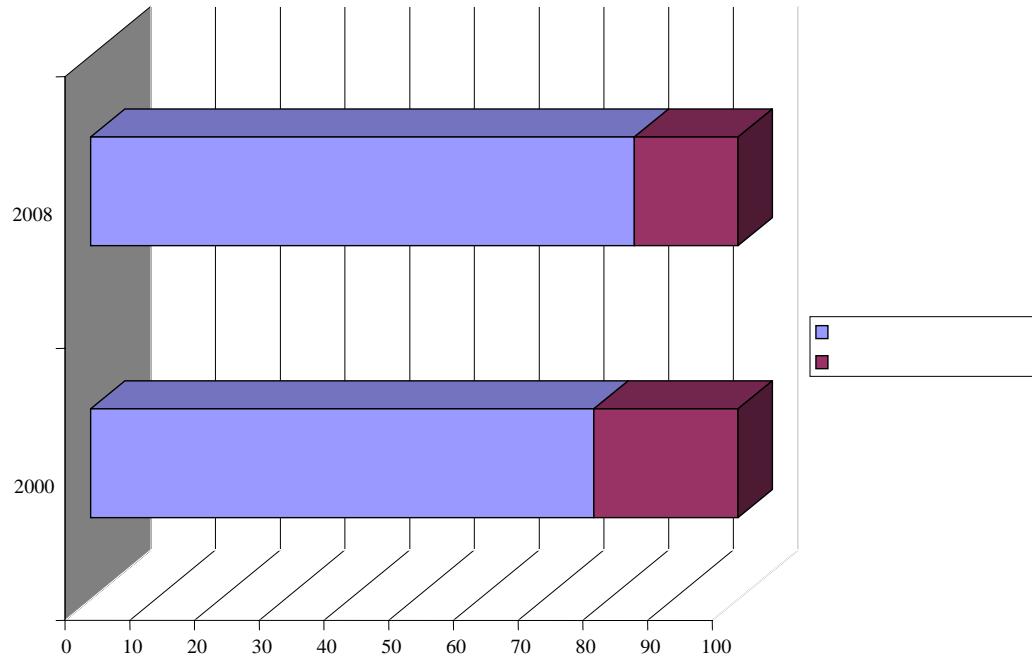
(5)

77.7

.2000

-4

(2008 2000)  
( )



.UNCTAD, *World Investment Report 2008*, and *2009*. Available at: [www.unctad.org/wir](http://www.unctad.org/wir) : \_\_\_\_\_

: - : \_\_\_\_\_

: -

83.5

90

2008

70

70.3

76.5

63.5

( 28.1)

( 47.5)

:

24.5



( 26.7)

-3

(2008-2006)

( )

2008	2007	2006	2008	2007	2006	
31.8	38.5	77.8	89.9	91.9	114.2	
24.9	37.2	38.9	26.7	25.5	22.0	
35.6	40.1	74.4	69.9	65.9	71.0	
27	19	45.5	70.3	74.9	71.0	
6.8	5	6.7	9.1	9.0	8.9	
11.2	11.9	1.4	7.6	5.8	6.3	
56.2	91.8	45.1	12,8	11.5	7.5	
17.8	14.2	9.4	18.9	25.6	28.7	
65.4	63.2	72.4	76.5	61.6	30.0	
19.8	23.1	39.6	28.1	30.0	30.3	
16.1	27.5	18.7	13	9.7	5.1	
2.9	4.1	3.5	2.3	2.2	3.0	
17.7	24.6	18.9	22.8	14.7	10.8	
2.2	2.2	1.4	20.0	23.4	25.2	
25.6	24.2	19.2	21.6	10.7	14.4	
0.2	0.5	0.8	0.6	0.8	0.8	
85.2	74.6	82.8	83.5	85.7	80.9	
29.2	44.3	47.9	37	39.6	36.4	
9.1	12.2	13.0	47.5	44.3	52.0	
46.1	31.8	29.4	24.4	20.2	14.9	
15.9	26.4	25.5	63.5	69.1	61.7	
6.7	16.7	34.2	12.2	11.0	3.0	
12.3	16	13.4	24,5	27.9	24.8	
12.8	13.1	13.0	24.8	29.8	26.7	

.UNCTAD, *World Investment Report 2008*, and 2009, annex table B.3. Available at: [www.unctad.org/wir](http://www.unctad.org/wir) : \_\_\_\_\_

65.4

85.2

2008

46.1

56.2

31.8                      35.6                      .                      29.2

-3

<sup>(6)</sup>2010

.2009-2008

106                      114

.33                      46

(2010)

-4

(*)				)					
( )		( )		(	( )				
4.3	119	689	38	49.5	13	8	100	9	
4.3	119	537	49	6.2	15	8	33	3	
5.7	57	635	48	0.5	9	7	20	2	
5.3	73	565	39	5.7	11	10	69	7	
5.3	73	630	46	12.1	24	14	136	13	
4	132	506	43	182.1	24	11	162	17	
4.3	119	872	55	27.8	17	7	143	14	
2.3	178	1225	40	195.1	37	11	163	18	
3.3	154	810	53	36	36	10	154	16	
4.3	119	520	51	75.9	77	11	153	15	
5	93	598	51	2.2	12	5	65	6	
5	93	570	43	7.1	6	6	39	3	
6.3	27	566	50	1	35	13	61	5	
5	93	721	37	78.2	9	5	114	11	
5.3	73	1010	41	16.1	7	6	106	10	
3	165	615	40	16.1	12	6	128	12	
7	16	635	43	7.7	5	4	13	1	
3.7	147	370	46	34.7	19	9	166	19	
4	132	520	36	83	12	6	99	8	

[.http://www.doingbusiness.org](http://www.doingbusiness.org) : .2010 : \_\_\_\_\_

(\*)  
.( ) 10 ( ) .

4

:

( )

( )

( )

( )

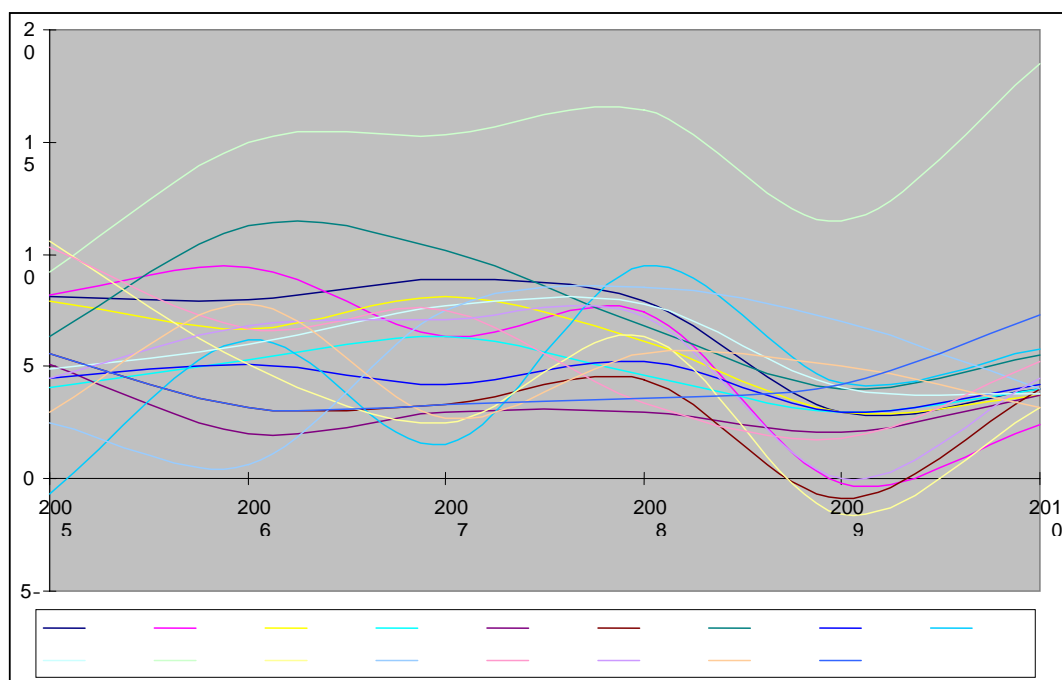
( )

( )

( )

2008

5.7  
2008  
2009  
5.2  
3.6  
2.6  
0.7  
5  
-5  
(2010-2005)  
(7)2010  
(8)2010  
2008  
2009  
2010



IMF, *Regional Economic Outlook, Middle East and Central Asia*, October 2009. Available at: <http://www.imf.org/external/pubs/ft/reo/2009/MCD/eng/mreo1009.pdf>.

IMF Survey Magazine, *Middle East, North Africa Weathering Global Crisis*. Available at: <http://www.imf.org/external/pubs/ft/survey/so/2009/car051009a.htm>.

IMF, *Regional Economic Outlook, Middle East and Central Asia*, October 2009. Available at: <http://www.imf.org/external/pubs/ft/reo/2009/MCD/eng/mreo1009.pdf>.

-1

47  
5 .2007  
2008  
2007 / 50  
.2008 / 140  
33  
.2008 /  
(6 ) 2009 / 65  
(2007) -5  
( )

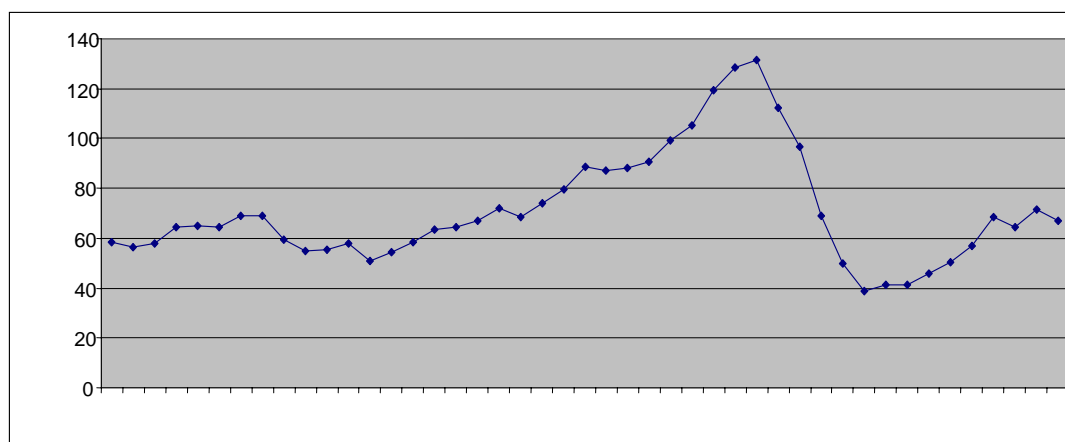
			( )	
9.05	9.06	16.83	2.79	
4.35	12.11	13.01	34.72	
11.63	13.72	12.22	36.32	
3.24	15.28	17.12	5.74	
0.38	9.00	3.97	47.01	
1,13	4.08	4,97	76.17	
5.73	29.59	7.07	23.40	
6.50	14.25	6.58	14.99	
0.29	8.06	2.08	66.90	
1.07	13.30	10.04	45.56	
2.42	4.72	7.76	55.68	
7.65	4.13	4.98	54.61	
6.23	28.79	9.09	0.00	
6.59	13.99	15.71	14.18	
5.70	13.48	14.95	1.74	
2.62	5.22	9.62	51.13	
0.46	13.27	7.63	33.81	

2008 : \_\_\_\_\_

.( )

<http://www.arabmonetaryfund.org/ar/jointrep> :

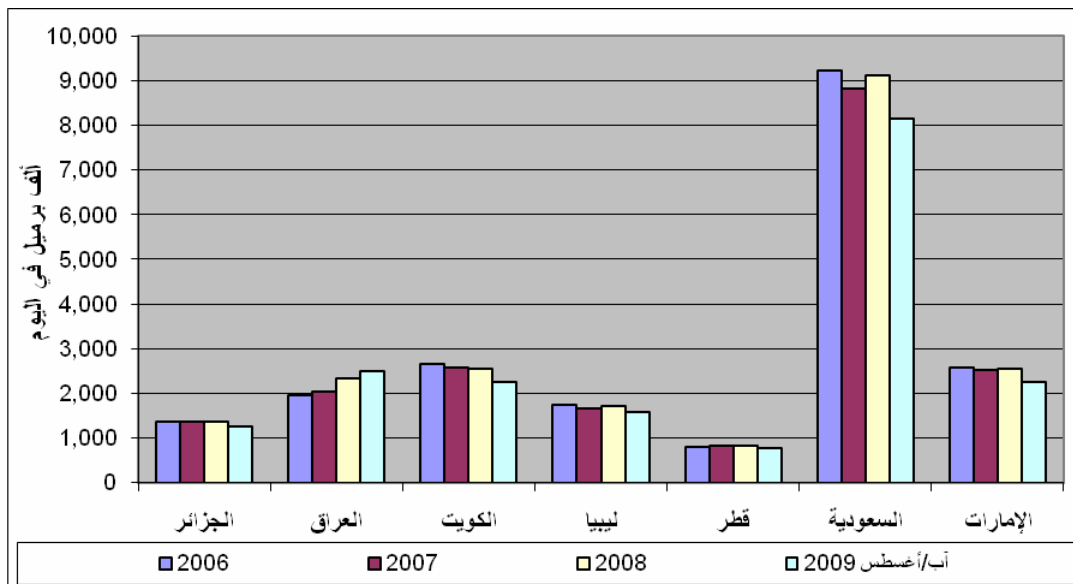
(2009 / - 2006 / ) -6



OPEC, *Annual Statistical Bulletin 2008*. Available at: [http://www.opec.org/library/Annual%20Statistical%20Bulletin/](http://www.opec.org/library/Annual%20Statistical%20Bulletin/pdf/ASB2008.pdf) : \_\_\_\_\_  
[pdf/ASB2008.pdf](http://www.opec.org/library/Annual%20Statistical%20Bulletin/pdf/ASB2008.pdf).

2009 / 2008  
13 (9) 9 14 6

(2009 / - 2006) -7

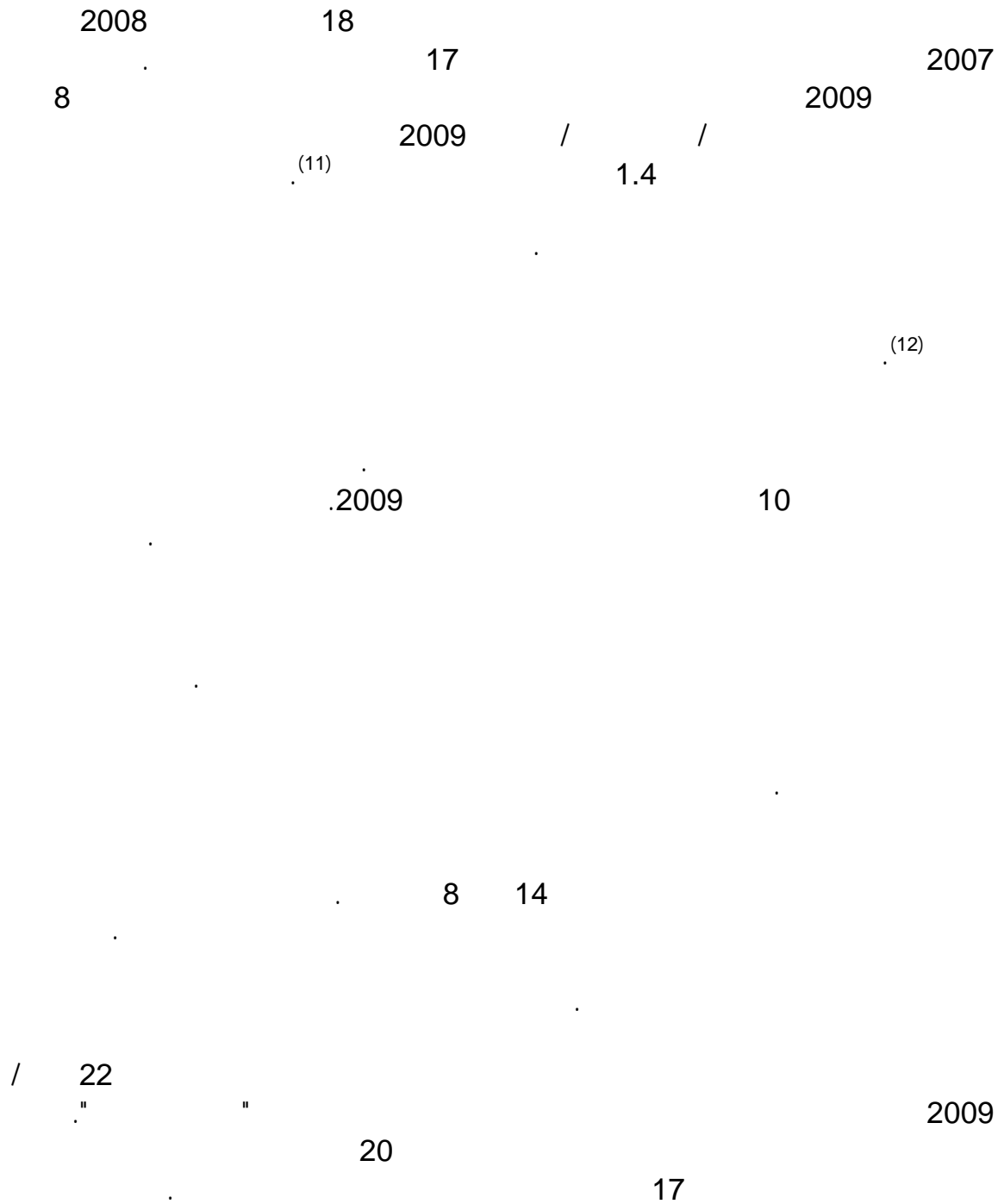


OPEC, *Annual Statistical Bulletin 2008*. Available at: <http://www.opec.org/library/Annual%20Statistical%20Bulletin/pdf/ASB2008.pdf>.

2008 / 2009  
-2  
7  
5 (IATA- )  
2009  
(10) 8

OPEC, *Monthly Oil Market Report*, September 2009. Available at: <http://www.opec.org/home/Monthly%20Oil%20Market%20Reports/2009/pdf/MR092009.pdf>. (9)

World Tourism Organization, *UNWTO World Tourism Barometer*. Volume 7, Issue 3, October 2009. Available at: [www.unwto.org/facts/eng/barometer.htm](http://www.unwto.org/facts/eng/barometer.htm). (10)



---

(11)

World Tourism Organization, *Tourism and Economic Stimulus: Initial Assessment*, Update 01 July 2009. Available (12)  
at: [http://www.unwto.org/trc/response/en/pdf/UNWTO\\_TRC\\_Tourism\\_Economic\\_Stimulus\\_Jul01.pdf](http://www.unwto.org/trc/response/en/pdf/UNWTO_TRC_Tourism_Economic_Stimulus_Jul01.pdf).



50 30

11 2009

:

2009 /

14

60

/

2009

-3

(13)

125

246

(8 )

40

83

.2008

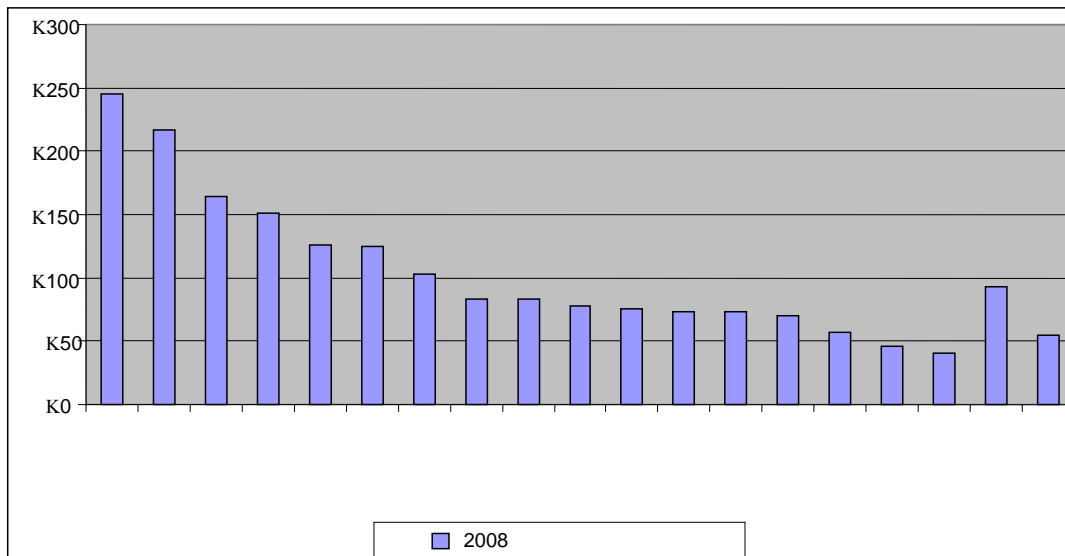
54

93

17

(2008)

-8



.2009 /

: \_\_\_\_\_

(13)

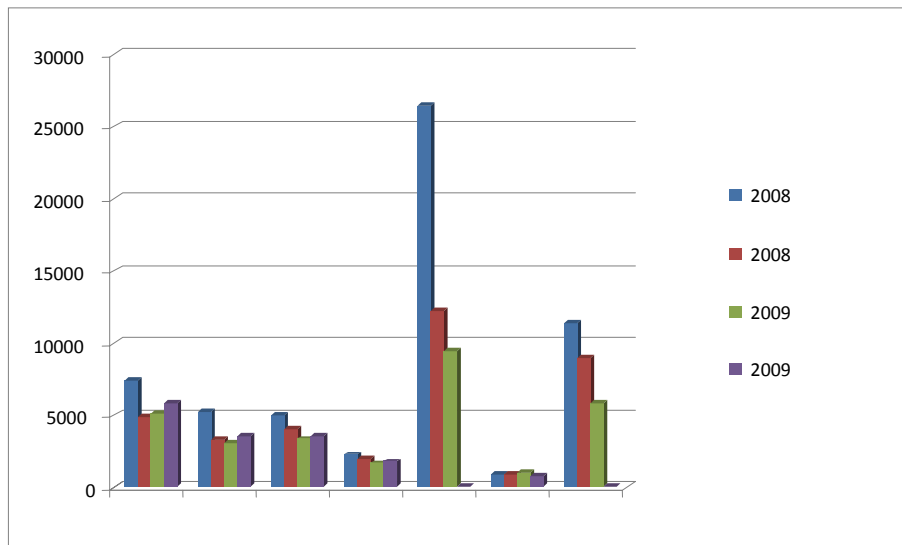
6  
3 64 11  
2  
48  
78  
2008 63  
6  
31 67  
12  
2008  
9  
2008  
27 ) 54  
7 21 34 ( 12  
(2008) -6  
( )

16.39	6.04	25.43	31.15	14.82	16.24	5.83	44.62	
30.02	10.01	26.67	5.71	18.89	0.93	4.63	8.31	
12.51	4.62	21.38	3.77	3.91	0.54	3.28	10.21	
4.80	2.67	66.93	8.99	2.27	3.74	72.66	9.89	
12.13	5.11	54.62	3.84	2.34	3.49	49.77	2.49	
18.51	13.35	30.71	8.43	19.60	19.33	10.15	9.12	
34.38	3.64	18.71	22.57	62.57	0.54	1.27	4.22	
12.90	1.83	18.15	35.62	0.21	2.28	27.36	64.44	
12.00	11.57	12.47	30.43	2.41	48.02	25.70	2.17	
12.46	7.54	24.05	20.47	42.22	2.58	2.27	11.01	
10.19	12.68	38.85	16.67	13.79	0.81	6.52	4.60	
15.02	12.23	28.21	16.33	17.81	10.18	10.63	3.86	
9.60	10.18	35.16	21.78	2.27	2.69	11.19	60.66	

12.57	4.94	58.90	11.56	4.82	6.66	77.51	3.47
15.95	11.57	31.10	10.11	4.50	8.13	36.58	21.68
7.80	4.93	57.59	11.34	7.99	5.04	56.45	3.45
21.01	5.19	14.25	34.51	74.88	0.09	1.05	11.00

.IMF, *Direction of Trade Statistics*, June 2009. Available at: [www.imfbookstore.org](http://www.imfbookstore.org) : \_\_\_\_\_

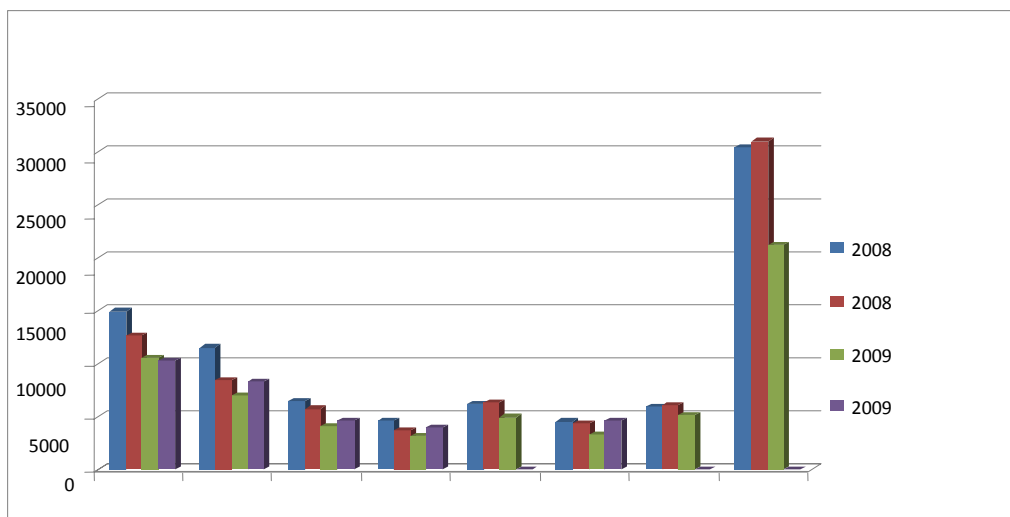
(2009 - 2008) ( ) -9



<http://comtrade.un.org> : \_\_\_\_\_ .UNcomtrade

2008 2008 10  
2009  
16 25 32

(2009 - 2008) ( ) -10



[.http://comtrade.un.org](http://comtrade.un.org) : .UNcomtrade : \_\_\_\_\_  
 .2010-2009

\_\_\_\_\_ -4

345.4 13 2008 156.7 2007  
 806 2007 1 330 39.5  
 697 2009 / .2009 /  
 .(7 ) 2009 954  
 (2009 / - 2005) -7  
 ( )


2009	2009	2009	2008	2007	2006	2005	
82.7	69.7	64.3	61.9	112.2	71.7	125.6	
33.8	34.3	32.7	35.0	41.3	29.8	37.6	
16.9	17.1	17.4	20.0	26.8	21.1	17.3	
17.1	16.7	13.7	14.8	16.1	8.3	4.9	
62.2	66.1	60.6	63.4	18.5	11.9	5.6	
92.3	74.2	58.0	76.7	95.5	60.9	87.1	
67.6	62.7	59.3	65.2	138.7	86.9	108.8	
99.4	81.4	69.1	83.2	134.9	93.6	79.7	
122.8	120.8	97.0	113.5	193.5	141.9	139.5	
19.1	17.0	14.6	15.6	22.8	13.0	10.9	
3.2	3.3	3.4	2.1	2.4	2.7	3.8	
328.1	286.5	235.8	246.8	522.7	326.4	647.5	
8.6	7.8	6.8	6.4	5.0	4.2	2.8	

954.0	857.6	732.7	805.6	1 330.4	872.4	271.2 1	
180.4	163.1	142.5	156.7	345.4	247.9	394.1	( )

<http://www.arab> :

:  
monetaryfund.org

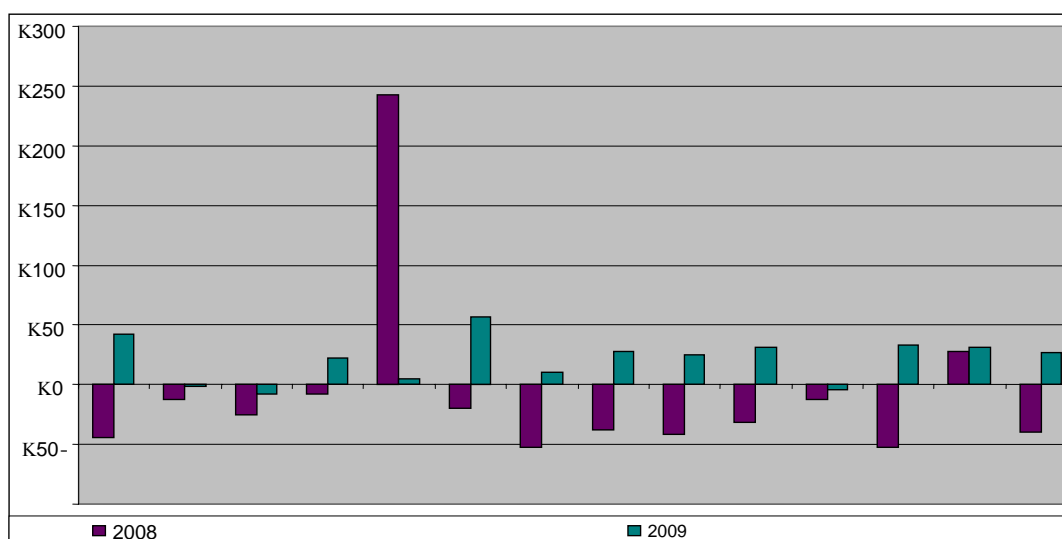
2008



(2009 2008)

-11

( )



<http://www.arabmonetaryfund.org> :

2009 / /

2009

:  
:

( )

2008 2007 72  
2008 1 636.29 2007 5 931.95  
2008  
43 60  
2009 41  
2008  
(8 ) 2009

(2009-2005)

-8

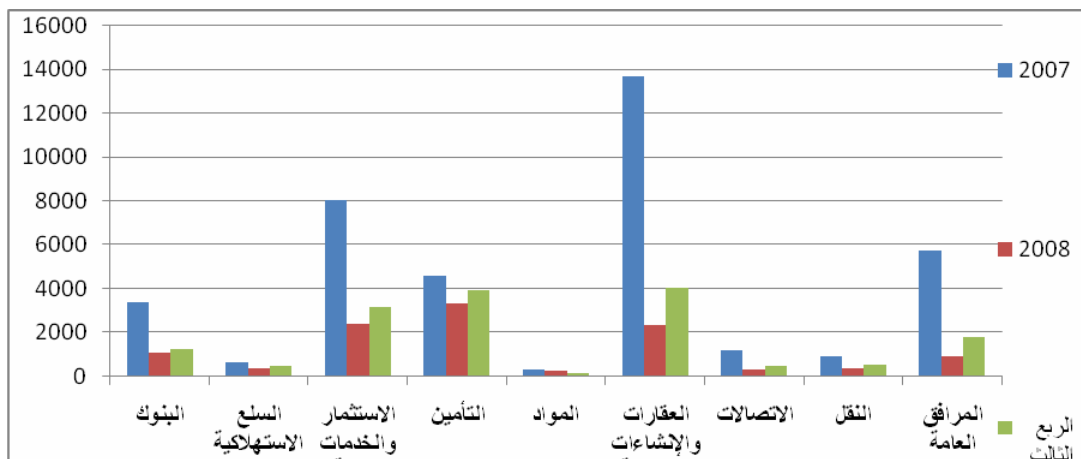
2009	2009	2009	2008	2008	2008	2008	2007	2006	
23	41	23	15.98	15.94	18.26	77	105	40	( )
10.6	16.0	7.5	10.2	17.4	21.3	83.2	103.4	94.8	( )
66.5	61.0	58.1	65.2	110.5	137.3	65.2	138.7	86.9	( )
430	659	423	478	491	507	2131	2252	2423	( )
2 191.03	1 784.45	1 568.46	1 636.29	4 127.62	5 443.78	1 636.29	931.95 5	4 127.33	( )

\_\_\_\_\_ :

12  
2008 2007 83.7  
70.7  
22.9 2008 82.6  
13  
7.7  
17.3  
11 11.2

(2009-2007)

-12



\_\_\_\_\_ :  
( )

2008 2007 53  
 4 803 2007 11 039  
 .2008  
 .(9 ) 23.3 52.5  
 35.6 2008  
 34.4

57.3 2008 2007 74.1  
 .(13 ) 55.6

**(2009-2006)**

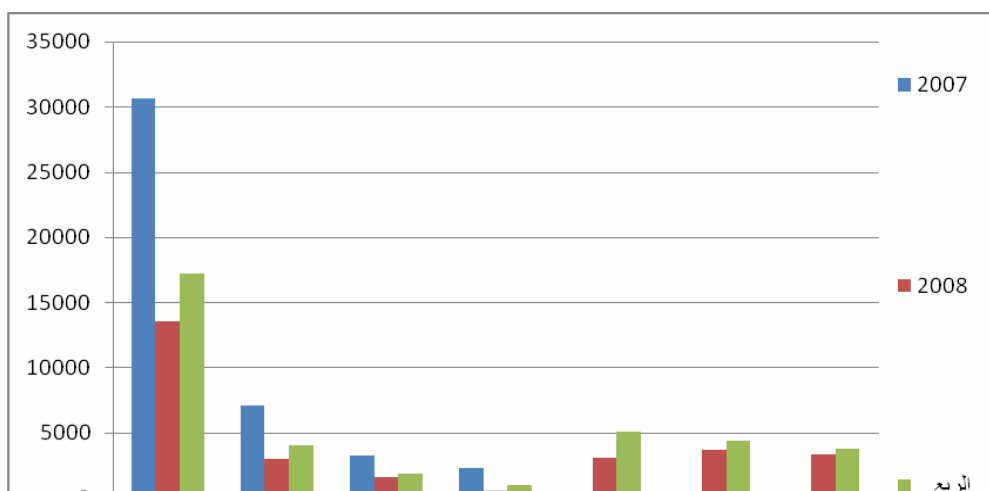
**-9**

2009	2009	2009	2008	2008	2008	2008	2007	2006	
8.8	21.4	16.6	16.2	9.5	15.5	58.7	57.8	54.4	( )
63.9	126.8	81.3	87.0	93.3	155.1	523.5	682.1	1403.2	( )
328	286	236	246	387	473	246.9	522.7	326.4	( )
7.6	12.6	10.0	9.1	11.8	15.5	51.1	65.7	96.1	( )
6 322	5 596	4 704	4 803	7 459	9 352	4 803	11 039	7 933	( )

\_\_\_\_\_ :

**(2009-2007)**

**-13**



\_\_\_\_\_ -5 \_\_\_\_\_



-

-

16

(2) (1) :  
 .(10 ) (4) (3)  
 (Principal Component Technique)  
 12.82 38.22 :  
 34.07 14.89  
 .<sup>(14)</sup>

-10

(1)		
.(2009 / )		
2005 (1)		
.2008 2007 2006		
(2)		
.2009 2008		
2008 (1)		
(IFS)		
(2)		
.(2006 / 17-15 )		
2006 2004 (1)		
.2009 2008 2007		
(2)		

11

.2008-2004

37 2008

(14)

:

.(E/ESCWA/GRID/2006/3) 2006

.<http://documents.un.org>

2008

2007

62

10

2008

14

2007

(2008-2004)

-11

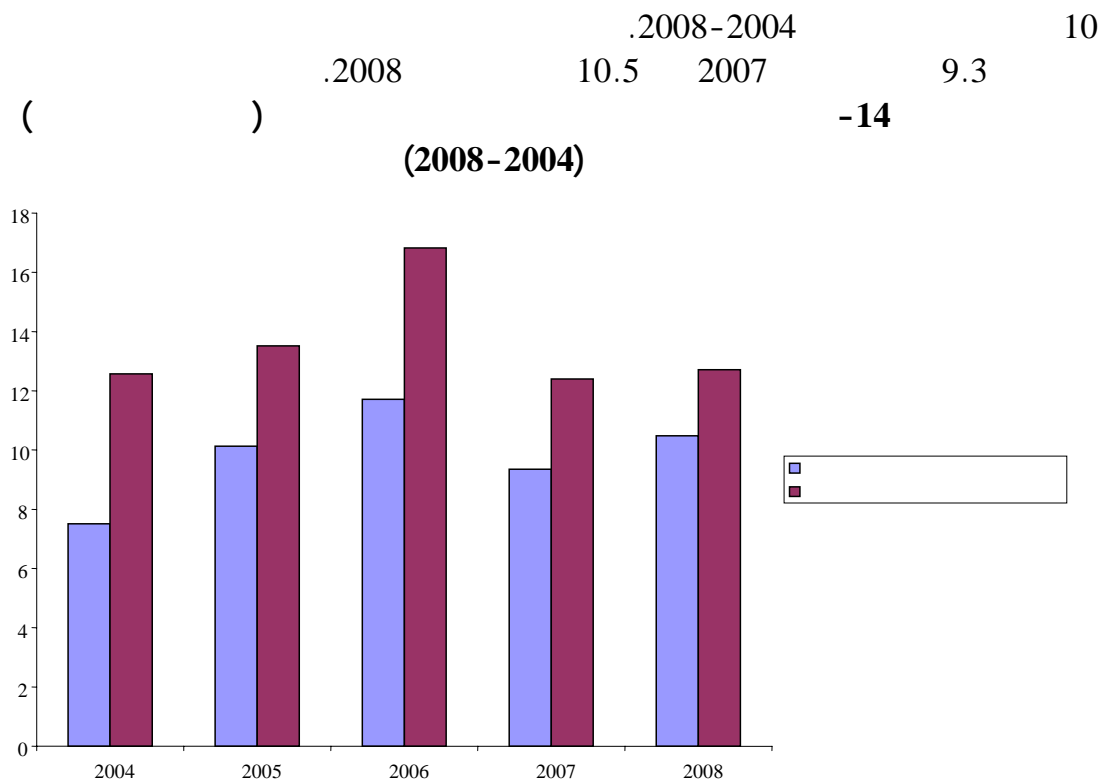
2004		2005		2006		2007		2008		
6.0676	1	4.8190	3	8.6849	1	7.9948	1	8.0085	1	
4.7914	3	3.8627	4	5.1860	3	5.2313	4	6.0436	2	
5.7334	2	5.3524	1	6.6518	2	7.6863	2	5.0940	3	
1.2212	9	0.9066	9	2.1113	6	2.2313	6	4.9726	4	
4.5415	4	3.7489	5	5.4281	4	5.4278	3	3.8282	5	
1.3591	7	1.2187	7	1.2056	10	1.2797	9	3.0545	6	
2.9530	5	5.1627	2	2.3161	5	2.5105	5	2.3948	7	
0.9381	10	0.8252	10	0.8266	13	0.8636	13	2.3792	8	
0.8842	11	0.6307	12	2.0316	7	2.0681	7	1.9050	9	
1.8204	6	1.7505	6	0.9404	12	0.9839	11	1.7731	10	
1.3038	8	1.0301	8	1.4534	8	1.4958	8	1.3556	11	
0.4668	13	0.4051	14	1.3075	9	0.9599	12	1.1649	12	
0.3571	15	0.2270	15	0.6886	14	0.7520	14	0.8082	13	
0.5441	12	0.7987	11	0.9517	11	1.1291	10	0.7935	14	
0.4182	14	0.4711	13	0.5056	15	0.5829	15	0.5794	15	
0.0232	16	0.0445	16	0.2610	16	0.2134	16	0.1882	16	

.10

: \_\_\_\_\_

-

-1



25 (ASEAN)

2008

16.1 (MERCOSUR)

(15)

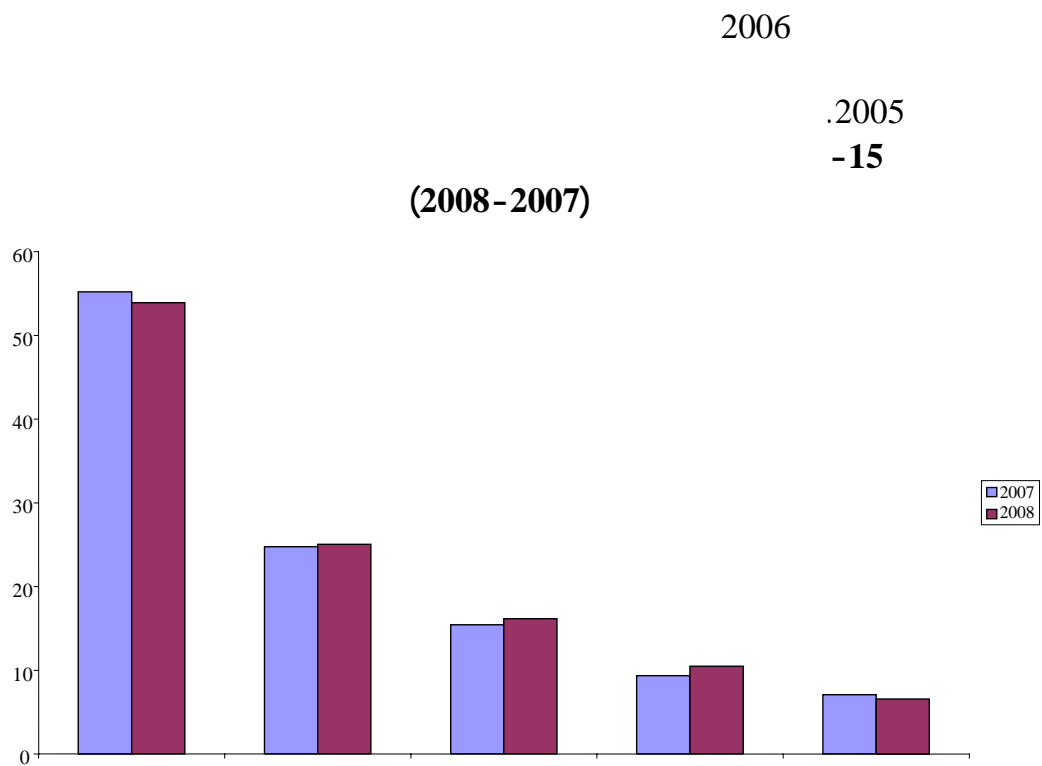
13.6

12.4 2008

12.7

16.8

2007



: UNcomtrade : <http://comtrade.un.org>

: 2007 - : \_\_\_\_\_

: ( ) -

: ( ) -

: ( ) -

( )

16

21.6

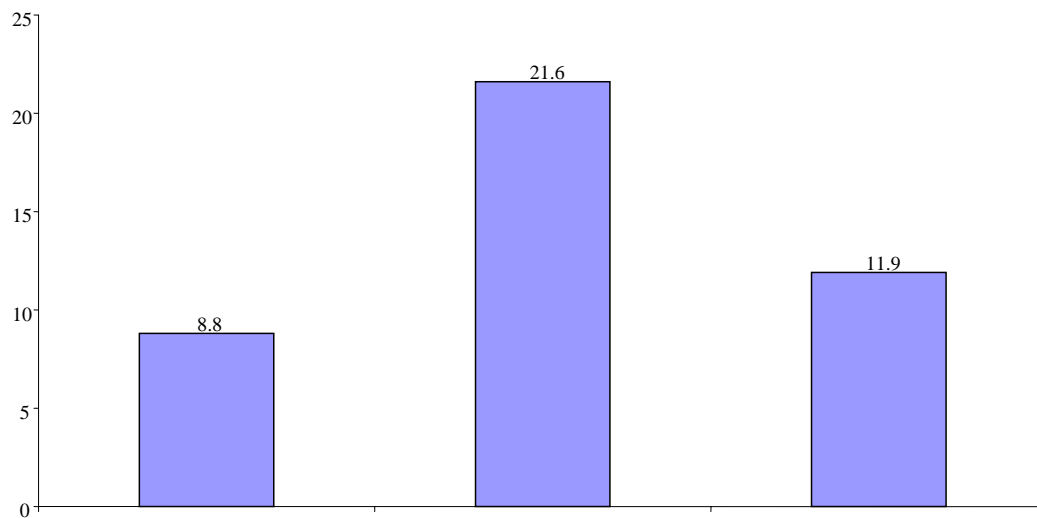
.2008-2006

8.8

12

-16

(2008-2006)



UNcomtrade

<http://comtrade.un.org>

12

2008-2004

20.1

24.8

36.8

16.7

19.3

19.8

(2008-2004)

-12

( )

2008	2007	2006	2005	2004	
37.00	37.43	38.23	36.65	34.77	
6.34	6.75	9.51	6.92	6.72	
..	9.98	9.15	9.76	10.62	
10.46	8.55	9.24	8.29	6.64	
3.30	2.44	2.41	2.53	3.21	

4.96	5.14	4.34	5.49	3.59	
..	29.83	27.12	19.79	22.36	
22.95	16.69	17.92	18.72	20.51	
21.60	21.18	18.93	17.94	21.10	
-	3.10	3.38	3.11	3.07	

( ) 12

2008	2007	2006	2005	2004	
7.20	8.91	8.87	9.20	9.52	
5.07	5.31	7.32	8.55	6.94	
..	19.02	17.67	21.49	20.96	
17.63	16.95	17.91	17.02	14.24	
8.81	8.72	8.96	8.63	6.83	
5.80	7.44	11.48	11.01	6.15	
15.42	12.75	11.80	11.43	10.02	

: UNcomtrade : \_\_\_\_\_  
[.http://comtrade.un.org](http://comtrade.un.org)

[.http://www.imfbookstore.org](http://www.imfbookstore.org) Direction of Trade Statistics

13

:  
 2008-2004 )  
 ( 14.6) ( 19.7) ( 41.8  
 ( 12.3) ( 13.3)  
 . 10

(2008-2004)

-13

( )

2008	2007	2006	2005	2004	
45.10	43.22	41.99	42.76	36.21	
8.81	10.07	12.12	9.60	8.01	
..	13.62	11.91	14.20	13.33	
11.39	8.34	7.93	6.75	5.26	
1.44	1.58	1.57	1.63	1.90	
3.66	4.24	3.93	4.66	2.91	
..	19.27	18.14	9.94	11.12	
10.27	6.50	6.98	8.04	7.16	
24.87	21.31	27.17	16.02	18.86	
-	2.42	2.16	2.00	1.96	
5.83	8.20	7.86	7.76	7.40	
2.90	3.99	5.04	5.60	4.81	
..	10.91	7.97	10.56	10.37	
7.68	5.58	5.70	5.77	3.84	
6.13	5.37	4.88	4.63	3.32	
4.44	6.00	9.02	8.34	4.17	
16.24	13.70	11.64	11.18	8.68	

[.http://comtrade.un.org](http://comtrade.un.org) : UNcomtrade : \_\_\_\_\_

World <http://www.imfbookstore.org> : Direction of Trade Statistics :

[.http://www.imf.org/external/pubs/ft/weo/2009/01/weodata/weoselgr.aspx](http://www.imf.org/external/pubs/ft/weo/2009/01/weodata/weoselgr.aspx) : Economic Outlook

: .2007-2004

[.http://www.pcbs.gov.ps/Portals/PCBS/Downloads/book1547.pdf](http://www.pcbs.gov.ps/Portals/PCBS/Downloads/book1547.pdf)

		13	12	
				( )
			14	
	2008	2007		
2007			48.1	
			2008	56.4
2007				
				30.8
				(16)

(2008-2007)

-14

( )

2008	2007	
11.50	8.37	
29.18	21.25	
8.46	2.94	
5.85	3.43	
2.93	2.51	
4.66	3.47	
..	9.15	
7.57	3.54	
16.64	10.08	
-	0.13	
7.59	6.83	
5.84	5.22	
..	3.20	
15.85	8.52	
6.74	4.72	
27.21	26.83	
5.61	3.47	

Bernard Hoekman and Patrick Messerlin, *Initial Conditions and Incentives for Arab Economic Integration: Can the European Community's Success Be Emulated?*, in Arab Economic Integration Between Hope and Reality, Ahmed Galal and Bernard Hoekman, eds., Brookings Institution Press and Egyptian Center For Economic Studies 2003. (16)



: UNcomtrade : <http://comtrade.un.org>

-2  
(17) ( )

( ) ( ) ( )  
(18)

(19)

2005

(20)

(17)  
(Greater Arab Free Trade Area-GAFTA)  
(Pan Arab Free Trade Area-PAFTA)

Georges Harb, *GAFTA and Intra-Arab Trade (1997-2004): An Analysis*, Journal of Development and Economic Policies, Arab Planning Institute, Volume 11, No. 1, 2009. (18)

(19)

Bernard Hoekman and Jamel Zarrouk, *Changes in cross-border trade costs in the Pan-Arab free trade area, 2001-2008*, World Bank Policy Research Working Paper 5031, August 2009. (20)

(21)

"

"

:

( )

( )

( )

( )

(22)

-

-1

64,2

2008

20.7

34

13

(23) 2007

-15

(2008-2007)

( )

2008			2007			
2.2	1.3	433.6	4.9	3.9	816.5	
0.8	0.9	320.7	0.5	0.8	165.5	
3.5	16.6	5666.0	0.3	2.3	476.0	
2.1	6.1	2079.9	0.4	1.5	302.1	
2.8	4.5	1539.7	0.9	1.8	370.0	
0.5	0.01	5.1	0.8	0.03	7.2	
8.3	14.1	4806.5	7.2	16.2	3339.8	
-	-	-	6.6	12.8	2653.3	
9.2	7.8	2661.1	13.3	16.2	3342.8	
1.4	6.8	2324.4	1.4	9.1	1874.6	

Allen Dennis, *The Impact of Regional Trade Agreement and Trade Facilitation in the Middle East and North Africa Region*, World Bank Policy Research Working Paper 3837, February 2006; and Georges Harb, *Trade Facilitation and Intra-Arab Trade (1996-2002): An Empirical Assessment*, Journal of International Trade and Diplomacy, 2(2), Winter 2008.

(22)

: 2008

(23)

.[www.dhaman.org](http://www.dhaman.org)

1.0	2.5	848.8	1.1	4	832.6	
2.7	38.1	12952.0	1.7	30.9	6388.0	
1.4	1.2	393.1	0.4	0.4	92.0	

.[www.dhaman.org](http://www.dhaman.org) : .2008 : \_\_\_\_\_

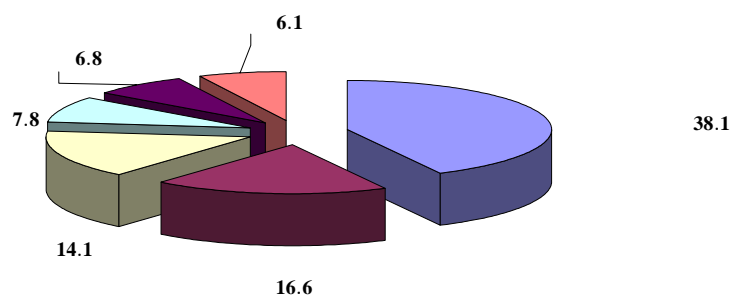
<http://www.imf.org/external/> : *World economic outlook*

[.pubs/ft/weo/2009/01/weodata/weoselgr.aspx](http://pubs/ft/weo/2009/01/weodata/weoselgr.aspx)

. - : \_\_\_\_\_

38.1 2008 12.9  
6  
7.8 14.1 16.1

(2008) -17  
( )



: .2008 : \_\_\_\_\_  
.[www.dhaman.org](http://www.dhaman.org)

2008  
20.4 29.2 46.9  
8.3 9.2  
.2008

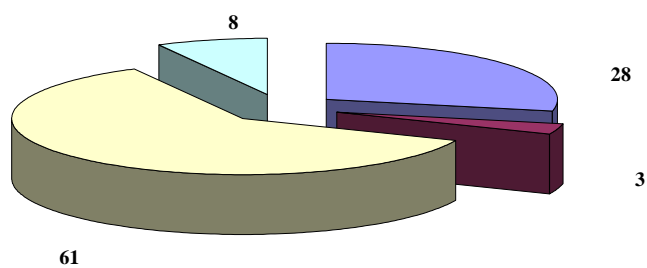
2008 10.7 44.6  
83.2 .2008

(2008) -16  
( )

83.2		
88.9		
95.6		
99.8		
97.6		
67.9		
93.5		
92.2		

: .2008 : \_\_\_\_\_  
.www.dhaman.org

2008 88.9  
95.6  
61.2  
2008 28  
61 3  
(18 )  
(2008) -18  
( )



: 2008

: \_\_\_\_\_  
[www.dhaman.org](http://www.dhaman.org)

67.7

94.9

62.9

-2

"

2009

"

(24)

:

(25)

(26)

: 2008

(24)

[www.dhaman.org](http://www.dhaman.org)

.E/ESCWA/EDGD/2009/Technical Paper.2 2009

(25)

: 2008

(26)

[www.dhaman.org](http://www.dhaman.org)

(27)

:

-

-

-

-

-

-

2008

2009

2008

14

18

2007

.2007

24

2008

28

2008

.(17 )

**2008-2003**

**-17**

( )

2008	2007	2006	2005	2004	2003		
2320	2140	2216	1847	1792	1476		
62.23	62.38	62.46	61.85	62.83	62.71		
4000	3661	3351	4716	4178	3589		
74.35	74.19	74.16	74.69	73.72	74.08		
2720	2630	2606	2366	2387	2173		
38.59	38.89	39.79	37.09	39.79	42.49		
176	172	156	151	119	100		

(27)

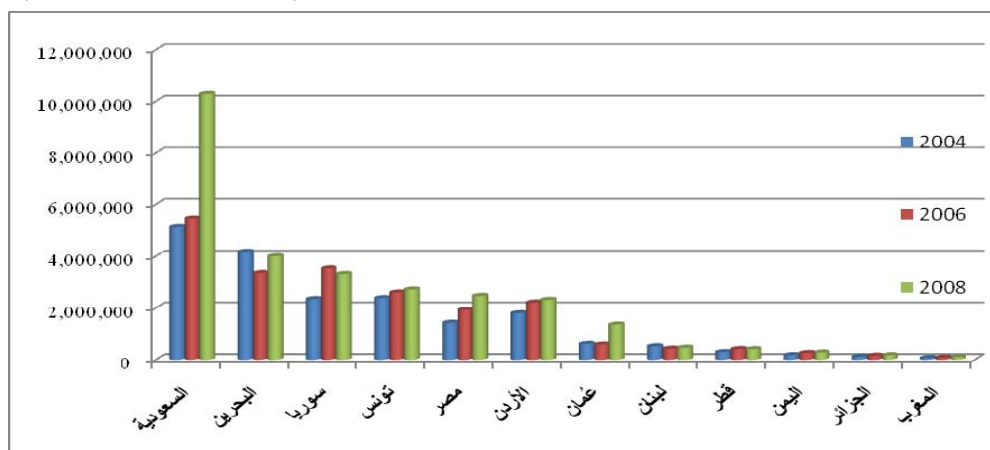
9.95	9.87	9.54	10.43	9.65	8.54	
3311	3600	3530	2509	2349	1544	
60.98	78.85	79.83	74.49	77.54	74.04	
1350	861	590	613	611	514	
75.00	61.48	52.27	57.32	61.32	67.80	
409	398	413	365	295	283	
41.66	41.33	43.68	39.98	40.35	50.72	
464	404	427	437	520	421	
33.17	39.72	40.15	38.31	40.69	41.46	
2473	1960	1922	1625	1420	1259	
20.11	18.48	22.23	19.71	18.22	21.91	
97	90	80	75	64	57	
1.24	1.22	1.21	1.28	1.16	1.21	
10285	7526	5460	5843	5139	4221	
69.70	65.27	63.34	72.71	59.76	57.56	
281	260	261	242	179	105	
69.66	68.57	68.45	71.97	65.30	68.07	

2007 37 70 2007 65 2008 2008  
 25 16 18 39 : 22  
 9 21 (28)  
 2008 2009 10  
 2009 2009  
 2.5 20 26

2007 18 2008

(2008 2006 2004)

-19



38

2008

2008 2007

.17

15

30

14

21

2007

40

(30)

2008

33

2009

59

61

2009

461

2008

45

31

2009

/

(31)

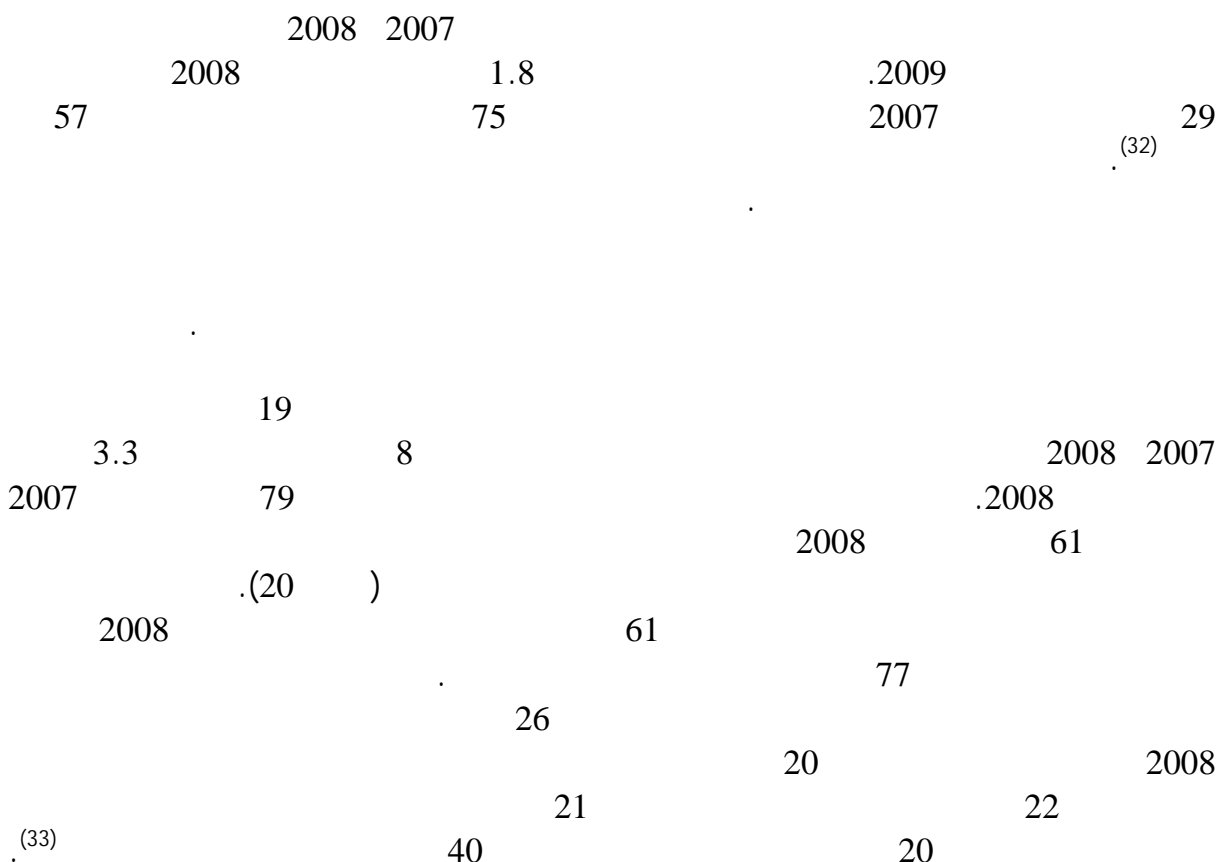
33

2008

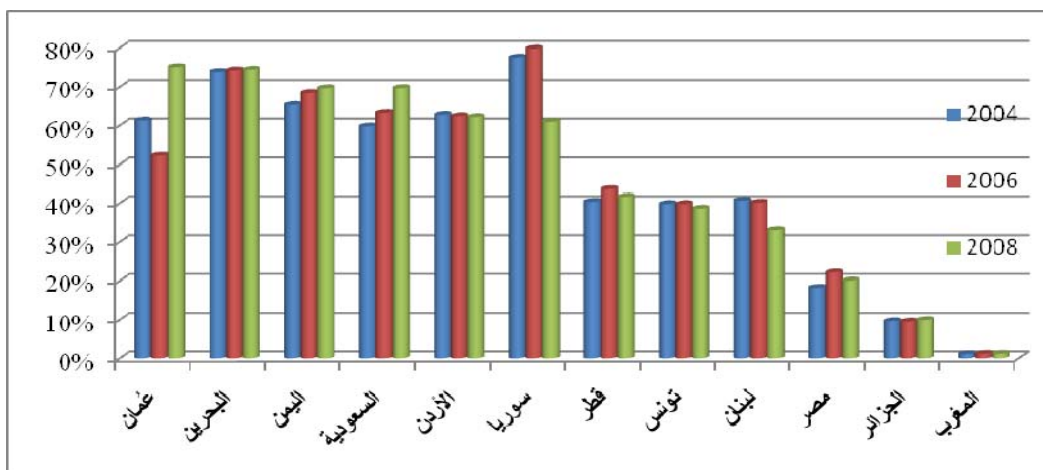
/

2009





-20



Salah Al-Shaibany, *Oman Sees 11 per cent Rise in Tourist Arrivals*, available at: (32)  
<http://business.maktoob.com/20090000373186/0/PrintPage.htm>; and <http://www.mot.gov.om/> Oman Ministry of Tourism: Hussein Shehadeh, *Tourism in Oman: Rapid Global Recognition*, available at: [www.alarabonline.org](http://www.alarabonline.org).

<http://www.syriatourism.org/index.php?module=subjects&func=listpages&subid=185&newlang=ara>.

(33)

.17 : \_\_\_\_\_

3 8 2008

(34) 2009 12

2008 8 62

-

2007 2008

24

176 2007 2008 2 909 9

7.5 .2008 3

.2007 1 123 2008 1 207

14 251

.(18 ) 10.5 2007 12 896 2008

2008 2008

2008

4.5 9.4 16 2008

2008 291

163

2008 75

45	2008
	:

.2007	31
2008	
24	2008

23 1 10 8  
2008 7  
(2008-2004) -18  
( )

2008	2007	2006	2005	2004		
3176.45	2918.9	2450.9	2125.0	1981.4		
15.9	18.4	17.2	16.5	17.2		
162.6	150.69	75.53	120.6	244.31		
187	171.6	151.0	139.3	143.2		
0.5	0.5	0.5	0.5	0.5		
6.8	10.61	4.56	17.81	22.4		
154.1	148.4	176.9	136.5	172.2		
0.1	0.1	0.2	0.1	0.2		
5.83	8.93	9.85	12.63	19.52		
1202.5	1149.9	751.6	660.4	912.0		
2.06	2.4	1.7	2.3	4.1		
46.2	47.20	21.23	28.65	60.35		
552.5	535.6	516.8	535.0	555.8		
1	1.4	1.6	2.1	2.4		
43.1	60.52	86.13	84.11	80.19		
268.6	269.1	269.1	269.1	204.7		
-	6.7	6.5	6.0	4.9		
926.4	1281.4	708.16	572.55	417.67		
2700	2596.1	2341.0	2215.8	2516.1		
9.4	10.8	10.1	10.1	12.7		
74.9	91.25	85.47	79.36	126.3		
4264.2	3445.2	2398.3	2257.8	1503.5		
2.6	2.7	2.2	2.5	1.9		
44.9	29.76	23.88	42.02	69.57		
538.4	538.4	436.3	367.1	337.7		
0.6	0.7	0.7	0.7	0.7		
22.6	20.89	17.81	12.5	31.6		
1207	1122.8	1090.2	1090.6	1090.6		
4.5	5	5.1	6.7	8.5		
290.9	235.0	89.95	(421)	507.23		
14250.8	12896	9818	9154	8764		
2.2	2.5	2.3	2.6	2.8		
52.44	48.44	36.52	56.08	93.94		

: .World Development Indicators 2009

:  
<http://web.worldbank.org>

( )

- : \_\_\_\_\_

-

2007  
.2005

5.5  
2006

45  
2006

2007 60  
200 3.5 2.5  
25.6 35

-19

(2007-2005)

( )

2007		2006		2005		
1.96	309.6	2.44	348	3.12	400.8	
0.55	193.8	0.83	259.2	0.76	218.4	
2.65	1262.4	2.8	1230.6	3.85	1094.4	
9.93	5505.6	12.67	5322	41.7	13227.6	
0.13	49.2	0.05	15.6	0.19	46.8	
2.39	573.6	1.82	424.2	0.66	145.8	
0.51	657.6	0.49	523.8	0.67	597	
0.88	643.2	0.95	626.4	0.80	415.8	
0.6	135	0.8	169.2	1.07	174	
2.09	9535.2	2.35	9033	5.33	16430.4	

:(Organization for Economic Co-Operation and Development-OECD)

: \_\_\_\_\_

[www.oecd.org](http://www.oecd.org)

11

20

25

58

5 506 2007

1 262

13

633

658

6.7

0.88 2006

0.95

.2007

.2006

12.7

2007

9.9

2008

.2009 2008

.2015

—

—

(2009-2008) -1

( )

2009-2008                      2003        /                  19  
   (2009        /        30)                  (2008        /        17)

•

11

2008 / "

•

•

•

( )

2009 / 30                      2005 / 23

•

$$\left( \begin{array}{c} \text{---} \end{array} \right)$$

•

11

(2009 / 20-19 )

•

•

•

•

( )

$$\frac{2009-2008}{(2009 - 30)} \quad \frac{2006}{(2009 - 25)} \quad \frac{(2008 - 17)}{(2009 - 5)}$$

( )  
\_\_\_\_\_  
2008  
(2008 / 29 )

(2009 / 29-28)

(35)

( )  
\_\_\_\_\_  
(2009 / 20-19 )

(2009 / 7 )

(2009 / 2 )

2009 / 17

(2009 / 3)

1790

2010 /

(2009 / 29-28 )

(36)

-2

2009 / 29-28

(35)

.2009/10/28-(22) . - 329

2009 / 29-28

(36)

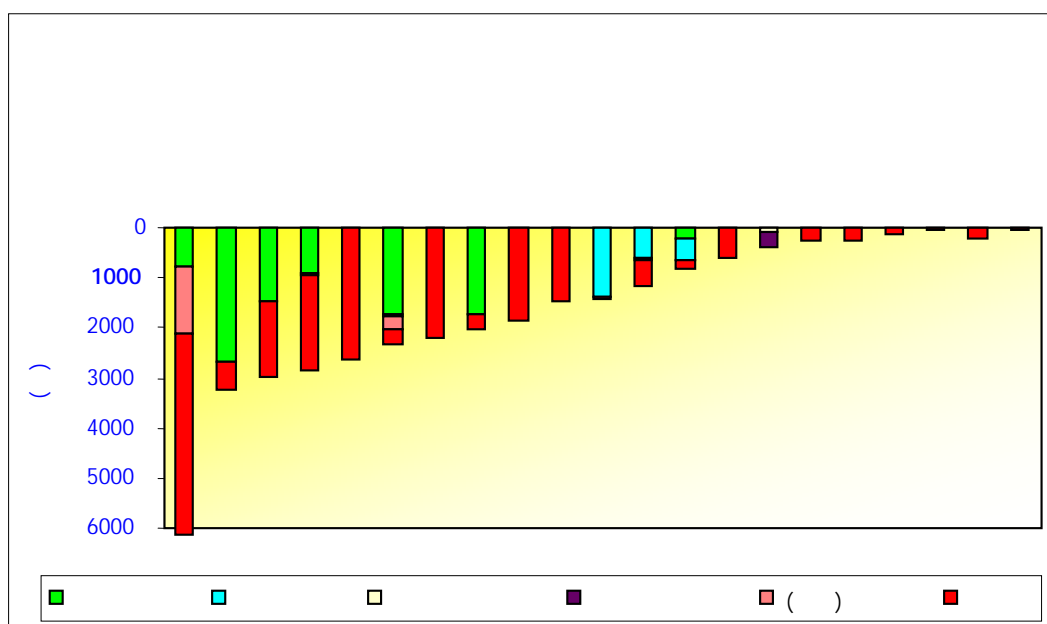
.2009/10/28-(22) . - 323



20-19 )

(2009 /

-21



[.http://www.au-railways.org](http://www.au-railways.org)

: \_\_\_\_\_

: 2009-2008

(37)

\_\_\_\_\_

2008 /

1 100

5

.2010

[.http://www.mot.gov.jo/ar/news\\_item/628](http://www.mot.gov.jo/ar/news_item/628)

(37)

·  
- :  
:  
· / -  
(38) \_\_\_\_\_  
  
2009 /  
12  
·  
·  
30  
·  
·  
2008 /  
:  
·  
·  
(39) \_\_\_\_\_  
2007 / 18  
2007 /  
)  
·  
·  
(  
(40) \_\_\_\_\_  
\_\_\_\_\_  
(38)  
(39)  
(2008 / 13-12 )  
( )  
·  
(40)  
.2007 /

[.http://www.nta.gov.ae](http://www.nta.gov.ae)

.2007 2005 2 153  
77.8 3  
(41)  
2008 18  
6  
1.200  
(2009 / 20-19 )  
(42)  
2 277  
950

<http://www.aljazeera.net/NR/exeres/3F156538-8E86-4C1F-BAF7-7D10BDBD79CA.htm>.

(41)

(42)

[http://www.mot.gov.sa/R\\_Sekat\\_7aded.asp](http://www.mot.gov.sa/R_Sekat_7aded.asp)

1 408

: \_\_\_\_\_ / \_\_\_\_\_ -

115  
570

(43) \_\_\_\_\_

.2009 / 30

:

- - - ) 942  
1 435 ( -  
/ ( 160 ) / ( 280 )

(44) \_\_\_\_\_

2008

1 847

408  
494

(45) \_\_\_\_\_

2009 2008 2007 ( )

(46) \_\_\_\_\_

[http://www.sudanrailways.gov.sd/ar/  
current\\_pro.htm](http://www.sudanrailways.gov.sd/ar/current_pro.htm).

2008 / 22

\_\_\_\_\_  
(43)

(44)

<http://www.iraqrailways.com/>

(45)

5

2009 /

(47) \_\_\_\_\_

( )

6

696

11 594

/ 120

/ 220

(48) \_\_\_\_\_

" "

2008 /

" "

(49) \_\_\_\_\_

---

(2009 / 5)

( )

(46)

(47)

.2008 / 13

<http://www.aljazeera.net/NR/exeres/7E1BE628-6020-47E3-9672-7BF78652CCDE.htm>.

(48)

[www.wikipedia.org](http://www.wikipedia.org) .

" "

(49)

2006

2 178

. 992

/

(50)

.2004 / 5

:

	( )				
77 ( - )	135			50	1
	500			45	2
	150			60	3
	250			60	4

260

750

260

2020

(51)

)

(

.2008

/

(50)

2008

(51)

.2007 /



:

(2009 / 20 )  
: 2009 2008

\_\_\_\_\_ ( )

(2008 / 27 )

. 500-400 /

:

400 / .2009 / 27	-
.2010	-
(Union pour la Coordination du Transport de l'Electricité-UCTE)	- -
.2012 400 /	-

.2008 / 11 - / 22 /  
400 / 260  
66 220 100



2009 / 21

450

150

		-1	
		_____	( )
(2009 / 22-21 )		•	
		•	
-	-	-	
(1) :	(2009 / 24-23 )	•	
	(2)		
		(3)	
		_____	( )
		_____	( )
(2009 / 15-14 )			
		_____	( )
(2009 / 29-28 )			
	2009 / 17 16		
		_____	(•)
.2008 / 29-28			

2008		:( )
534	:	
13	:	
206	:	
502	:	
8.244	:	
8.6	:	
49	:	
87	:	

\_\_\_\_\_ ( )

:

.2009	- ( 400)
2009	- ( 220)
UCTE	
400 /	- ( 400)
2008 .2012-2009	
400 /	- ( 400)
2012	
. 400 /	

:( ) 2008

130 :

186 :

137 :

144 :

\_\_\_\_\_ ( )

: \_\_\_\_\_ (1)

400 /

:( )  
2008 (2)

( )

2011

: (3)

.2009 / 23

( )

316 416 400 /

100

243

250

Back to Back Station

.2009

169

( )

3000

1 090

2013

1 500

:

415

2015

1 500

/

450

1 345

500 -/+

)

25

895

(

/ 12

(2009

/

1 370

20-19

)

2009

( - - ) ( )

2008 / 3 / 31  
AC/DC MIX  
1 200 2 000 3 200  
\_\_\_\_\_ ( )

"  
"EAPP

\_\_\_\_\_ -2

( ) 2009  
/

\_\_\_\_\_ -3

"  
."2020  
471 (2009 / 31-30 )

472

\_\_\_\_\_ -4

"  
"  
"

( ) . "

. "

2009 /

-5

155

2008 / 7

2008 /

2009 / 16 14

( )

( )

.(Euro-Mediterranean Energy Market Integration Project-MED-EMIP)

(1) :

(2)

/ 14 12

.2009

-

-1

)

(

.(

)

**-20**

[illegible]

	-	
	-	
	-	
	-	
	-	

(2007 / 6-5 )

(1) :

(2)

(3)

(4)

(5)

(54)

(2008 / 19-17 )

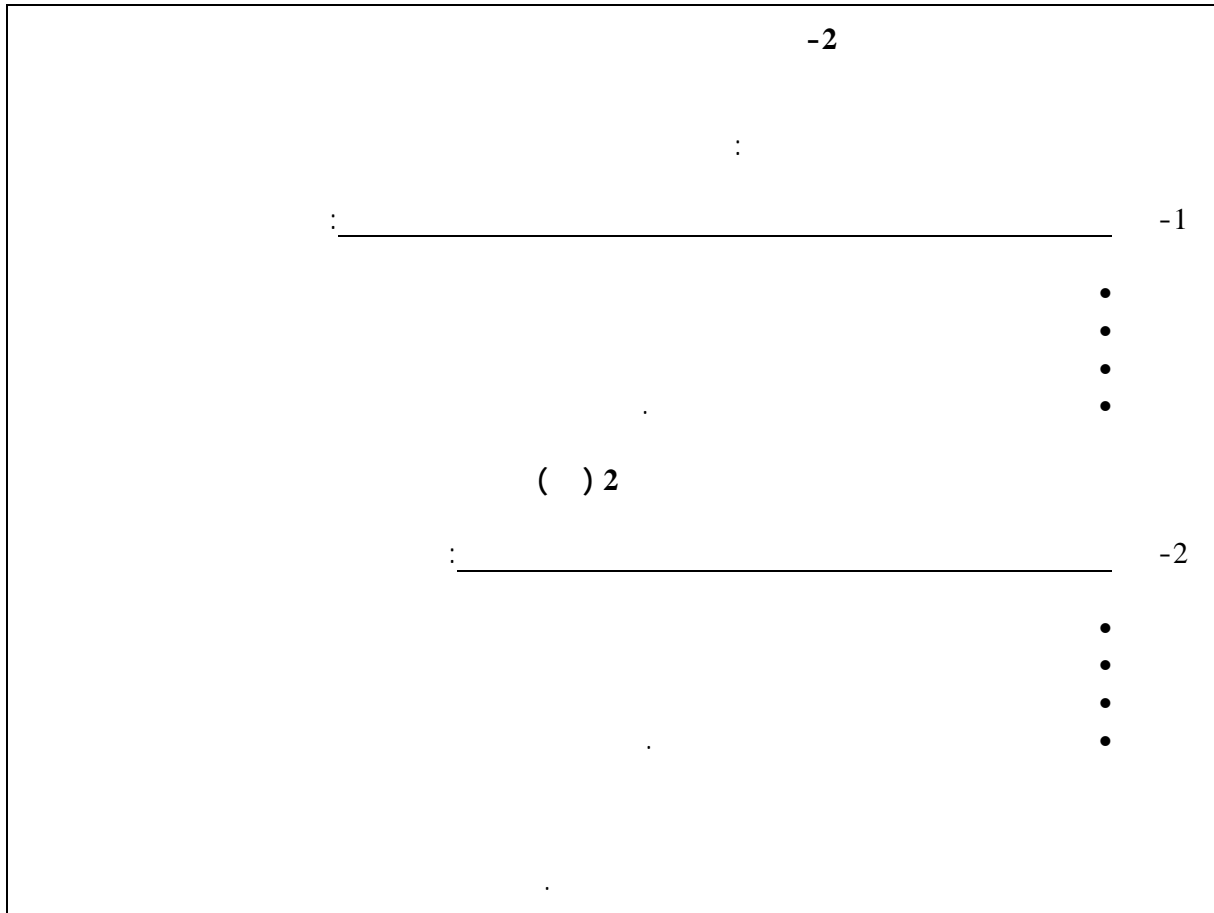
Arab Integrated Water Resources )

(Management Network-AWARENET

/ 30-29 )

.2010-2009

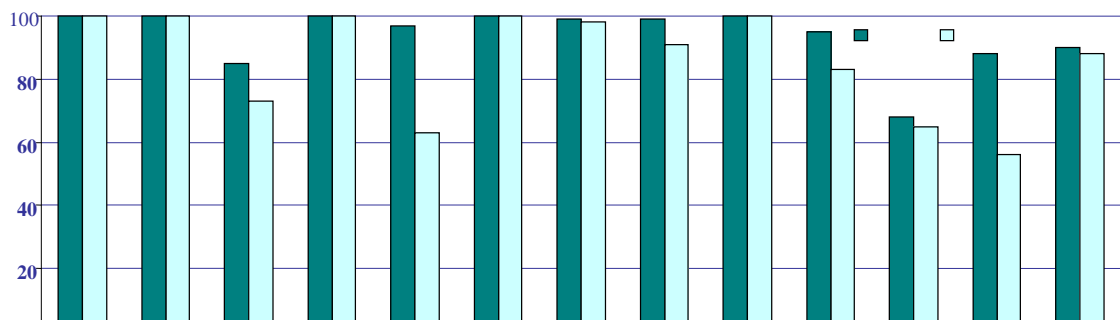
(2009



-2

.( )

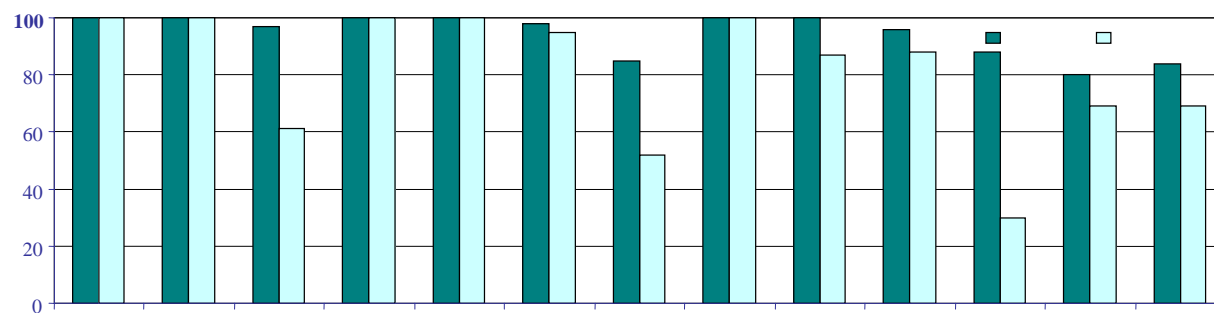
-22





.Joint Monitoring Programme for Water Supply and Sanitation (JMP), 2008 report. Available at: [www.wssinfo.org](http://www.wssinfo.org) : \_\_\_\_\_

**-23**



.JMP, 2008 report : \_\_\_\_\_

-3

(GTZ)

(2008 / 15 )


:

-4

(BGR)

.(2008 / 4-2 ) :

12



-3

(Arab Countries Water Utilities Association-ACWUA)

⋮  
(2008 / 9-4 )

(2008 / 16-15 )

.(2008 / 19-18)

-4

.

.

\_\_\_\_\_ ( )  
\_\_\_\_\_

∴  
(2008 / 17-14 )

(Geographic Information System-GIS)

.

.

\_\_\_\_\_ ( )

.

.( )

.

( )  
( )  
.  
\_\_\_\_ ( )

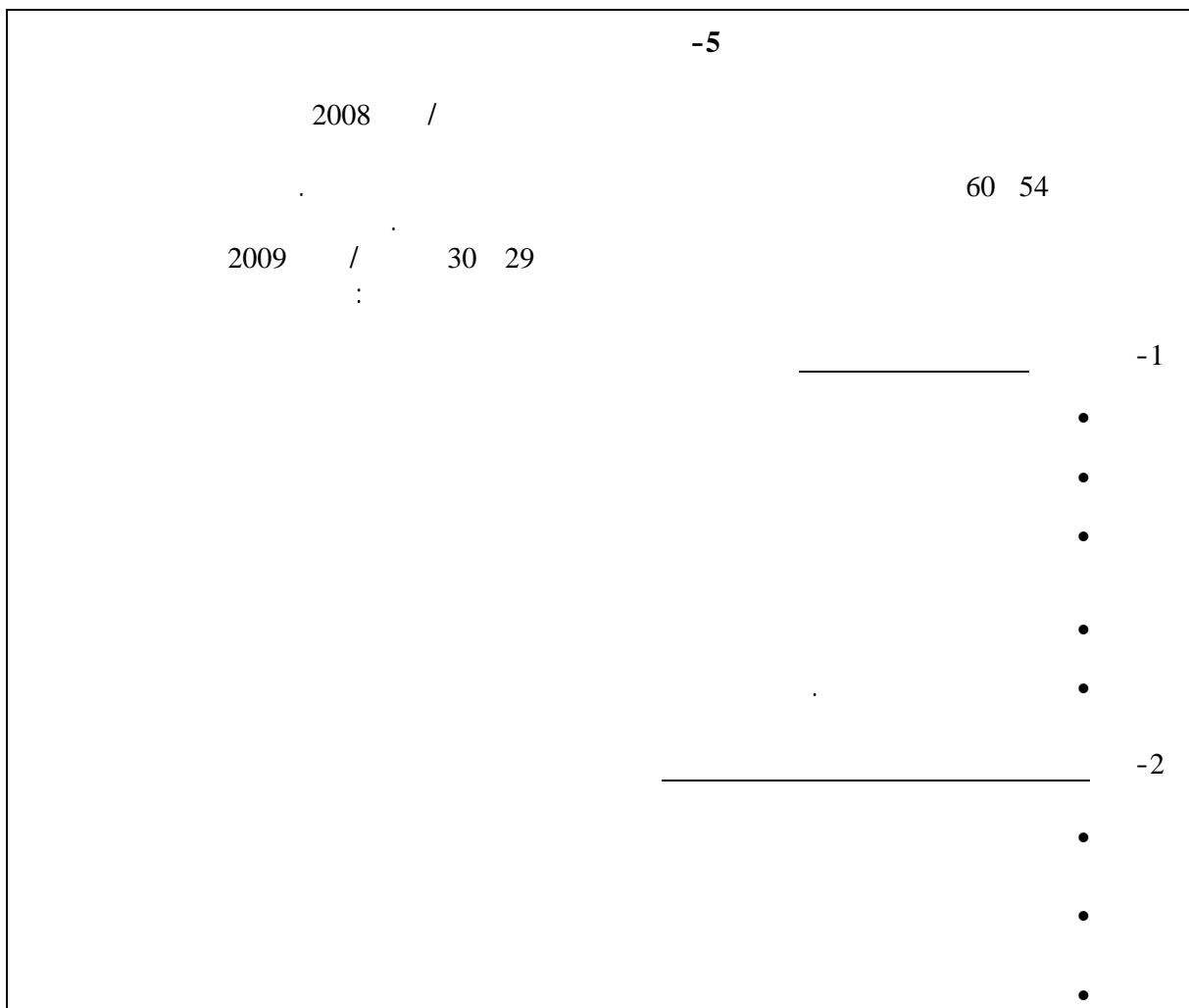
2009 /


.  
.  
( )  
.  
)  
(

.  
\_\_\_\_ ( )

.  
( )

2008  
(BGR)





-

\_\_\_\_\_ -1

2008

21

100

100

.2008

100

100

100

الجمهورية العربية السورية

100

21



(2008)

-21

100	100	100	100	100	
0.85	11.93	0.58	92.72	9.64	
16.12	51.95	16.63	180.51	28.37	
..	3.48	0.28	6.36	3.53	
0.01	1.53	0.43	5.47	1.27	
0.94	15.42	3.64	50.62	14.73	
..	1.00	..	58.24	3.6	
2.09	24.46	3.73	86.6	8.46	
0.93	34.26	10.49	99.59	18.53	
4.8	52.22	6.25	34.1	17.03	
0.16	5.13	1.36	76.71	16.41	
0.18	1.43	0.3	65.07	2.37	
1.53	32.59	1.55	72.19	9.46	
1.15	16.84	2.88	115.58	9.84	
1.39	8.58	2.54	27.8	8.39	
8.07	34.04	9.05	131.39	20.56	
4.16	30.55	7.27	142.85	16.27	
..	1.14	0.11	7.02	1.12	
0.11	9.19	0.11	27.05	0.86	
1.05	16.79	3.36	33.24	17.12	
2.24	27.53	2.77	84.27	12.18	
11.79	65.15	26.06	208.65	33.63	
..	1.61	1.29	16.14	4.87	
<sup>(1)</sup> 1.19	16.02	<sup>(1)</sup> 2.7	62.03	10.28	
<sup>(1)</sup> 1.23	15.09	<sup>(1)</sup> 3.31	57.5	10.72	
6.17	23.32	8.37	59.35	18.77	

.www.itu.int .2008

: \_\_\_\_\_

( )  
( )

( )  
.. : \_\_\_\_\_

.http://www.intaj.net (57)

( ) (Yahoo) " " 100 2009 /

[illegible]
$$\frac{254}{104} \cdot \frac{108}{116.88} \cdot \frac{1.937}{2008} \cdot \frac{2009}{.2009} \cdot \frac{.2009}{.58}$$

(59) (Zain) " "

.2009 / 3.78 2008 /

Arab Advisors Group, Strategic Research Services, *Qatar cellular lines continue to grow in the first half of 2009 as* (58)  
*Vodafone Qatar officially launches its services*, 16 September 2009. Available at: [www.arabadvisors.com/services.htm](http://www.arabadvisors.com/services.htm).

.Arab Advisors Group Strategic Research Service – Saudi Arabia 101509 <http://www.sa.zain.com> (59)

9.5 " " 2009  
" " 40

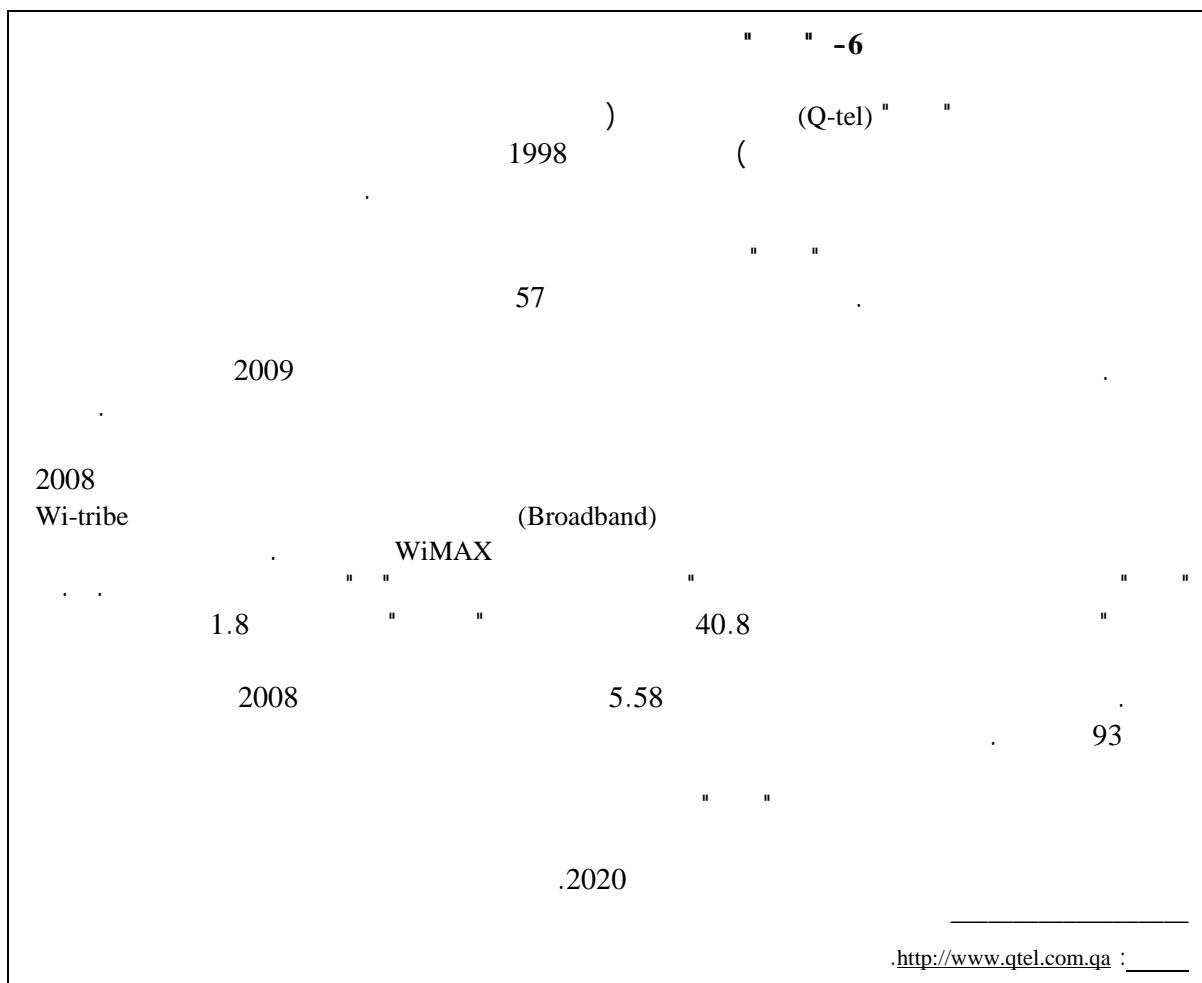
•

(Divona) " 2009 / " (3G/2G) .<sup>(60)</sup> (Orange Telecom) " 2010

2008	.				
.	1.239		2.67		
	6000			2009	
		.		1.245	
.2007		12.4		2009	/
					11.99

-3

.(6) " "



: \_\_\_\_\_ -4  
(61)

22  
2007 2006 2005

: \_\_\_\_\_ (61)

The World Bank, *World Development Indicators Online*, 28 October 2009. Available at: <http://siteresources.worldbank.org/DATASTATISTICS/Resources/front.pdf>.

UNCTAD, *World Information Economy Report 2009: Trends and Outlook in Turbulent Times*, Chapter 3, *Evolving Patterns in ICT Trade*. Available at: [http://www.unctad.org/en/docs/ier2009\\_en.pdf](http://www.unctad.org/en/docs/ier2009_en.pdf).

12-11

.E/ESCWA/ICTD/2009/6 2009 /

2009 / 7-5

.E/ESCWA/ICTD/2009/11

22  
( 36.1) 2007

22  
9.2 .2007-2005  
6.5  
8.1

-22

(2007 2006 2005)

(*)						(*)			
( )			( )			( )			
2007	2006	2005	2007	2006	2005	2007	2006	2005	
8.9	8.9	10.0	1479	1325	1262	16532	14839	12611	
..	5.1	5.3	9761	8313	7106	..	163296	133000	
3.5	3.6	3.1	9989	7979	6018	286058	222881	192015	
5.9	6.2	6.2	15279	13512	12403	259018	219176	200843	
5.5	5.5	5.3	36067	29354	25849	655881	529932	483992	
6.0	5.7	5.3	2109	1771	1672	350220	30962	28968	
2.5	2.6	2.7	3389	3003	2738	134304	116460	102339	
4.5	4.3	4.6	5078	4347	3748	112116	101647	80798	
5.8	5.7	5.6	7623	6126	5048	130476	107484	89686	
8.3	8.0	8.0	6243	5253	4765	75119	65637	59524	
4.7	4.4	4.4	17970	15837	13728	383587	356630	315580	
5.6	5.2	5.2	65648	47138	42314	1176890	914892	810151	
4.6	4.6	4.4	38786	32248	27090	852276	707154	614796	
6.5	6.5	6.6	3545097	3205740	2964039	54891057	48947792	45232141	

.The World Bank, *World Development Indicators Online*, 28 October 2009. Available at: [www.worldbank.org](http://www.worldbank.org) : \_\_\_\_\_

.. : \_\_\_\_\_

2009 2008

(\*)

23  
2007 2006 2005

7.9  
17.3 2007 2006 2005 (3.6)  
.2007

( 5.4) ( 6.9) 2007  
63.3 53.5

-23  
(2007 2006 2005)

()						()			
( )			( )			( )			
2007	2006	2005	2007	2006	2005	2007	2006	2005	
10.6	9.2	14.7	350	262	329	3298	2850	2239	
89.2	87.9	87.5	79356	60352	51974	88994	68660	59402	
47.4	46.3	47.4	1670	1537	1445	3524	3322	3048	
12.7	13.8	12.8	3585	3450	3379	28253	24998	26328	
15.7	15.5	16.0	746	643	622	4757	4162	3901	
<sup>(1)</sup> 12.9	15.4	15.5	<sup>(1)</sup> 342	407	398	<sup>(1)</sup> 2649	2649	2560	
20.3	15.3	7.9	69	34	8	342	220	101	
36.4	34.3	22.4	593	450	211	1631	1301	939	
63.3	58.9	37.3	5425	4112	1413	8572	6982	3789	
53.5	52.9	44.9	6948	6107	4870	12982	11549	10840	
17.3	17.4	19.7	3407	2754	2852	19660	15834	14449	
21.7	19.4	21.9	2491	1796	1659	11490	9269	7570	
18.6	54.7	20.6	108	256	59	578	468	285	
50.8	50.2	48.9	1711084	1418378	1222575	3368898	2825588	2499301	

.The World Bank, *World Development Indicators Online*, 28 October 2009. Available at: [www.worldbank.org](http://www.worldbank.org) : \_\_\_\_\_



2009 2008 ( )

The World Bank, *World Development Indicators 2009*, Table 4.2. Available at: <http://siteresources.worldbank.org/DATASTATISTICS/Resources/wdi09introch4.pdf>.

24

375 2007

2007  
.( 328) ( 565) ( 858)

-24

(2007 2006 2005)

( )					
( )			( )		
2007	2006	2005	2007	2006	2005
1.1	1.2	1.4	38	35	34
( ) 6.0	6.2	2.5	( ) 375	375	127
0.0	0.1	0.1	0.5	0.3	0.4
0.4	0.4	1.5	328	258	906
5.3	6.6	4.4	565	563	344
..	0.8	2.1	..	29	18
0.5	0.3	0.3	8	3	2
0.2	0.5	0.4	5	15	9
9.1	10.1	10.0	858	830	707
0.6	0.9	0.6	121	148	91
1.4	6.1	0.8	1	3	0.2
18.1	20.6	20.6	..	1807189	1572836

.The World Bank, *World Development Indicators Online*, 28 October 2009. Available at: [www.worldbank.org](http://www.worldbank.org) : \_\_\_\_\_

.. : \_\_\_\_\_

2009 2008 ( )

The World Bank, *World Development Indicators 2009*, Table 5.12. Available at: <http://siteresources.worldbank.org/DATASTATISTICS/Resources/wdi09introch4.pdf>.

.

.

:

.

.

---

-5

2005 2003

(1) :

(3) (2) (4) (6)

(8) (5) (7) (11)

(10) (9)

.(2009 / 18-16 )

	-7
2005 (International Telecommunication Union-ITU)	( )
.	/ (*)
.	2009 35

.

---

<http://www.itu.int/wsis/implementation/2009/forum/geneva> (\*)

.2012-2007 :

.

-8

:

:


( )

- 
- 
- 
- 
- 

:

( )

- 
-



\_\_\_\_\_ : -6

.2005

2003

2003

(62)

2005

(63)

2006

(IGF)

2010

(Internet Corporation for Assigned Names and Numbers- " "

ICANN)

( )

.2010-2006

/ 2 - / 30 )

(2006

(2007 / 15-12

(2008 / 6-3 )

(2009 / 18-15 )

M. Krummer, *Internet Governance and the Need for an Inclusive Multi-stakeholder Dialogue*. Available at: (62)  
<http://www.oecd.org/dataoecd/60/53/37985809.pdf>.

. <http://www.itu.int/wsis/docs2/tunis/off/6rev1.html> :

(63)

" "

<sup>(64)</sup>2008 /

(East Africa Internet Governance Forum-EAIGF)  
<sup>(65)</sup>

:

<sup>(66)</sup>

( )

<http://www.intgovforum.org/cms/IGF-16Sep08%20Consultation.txt> :

(64)

<http://www.eaigf.or.ke/> : (EAIGF)

(65)

[http://www.eaigf.or.ke/images/stories/EAIGF\\_Report\\_Summary\\_for\\_IGF\\_India.pdf](http://www.eaigf.or.ke/images/stories/EAIGF_Report_Summary_for_IGF_India.pdf)

(66)

(67)

(Working Group on Domain Names and Internet Issues-AWGDNI)  
(Arabic Domain Names System-ADNS)

2009 /  
(2009 / 18-15 )

:

( )

⌘(Internet exchange point-IXP)

(ADNS)

( )

(Computer emergency response

( )

(team-CERT

( )

(●)

2009 (68)

" " ( )

---

(67)

:

<http://www.itu.int/wsis/docs2/pc3/contributions/co83.doc>

(Joint Project Agreement-JPA)

(68)

(ICANN)

( )

-9

"

:

"

(AWGDNII)

" "

( ) :

( )

( )

( )

(Joint Project Agreement-JPA)

(ICANN)

(2009 / 18-15 )

" "

(JPA)

2009

" "

" "



(AWGDNII)

(69)

" "

()

" "

" "

( )

( )

" "

" "

( )

" "

( )

.

(2008

/

7-2)

" "

"

(ARABICANN) "

" "

.

" "

(AWGDNII)

.

.

.

" "

2008

(2009 / 1 ) (ASIWG)

(ICANN) " " ".info" ".org"

(Internet Engineering Task Force-IETF)

"

2009

2009 / "

2010 ". " ".arab" " "

(Generic Top Level Domain-gTLD)

".arab" " "

".arab" " "

2009 /

" ( ) "

" "

"

-8

2007 2008

0.2

.(10 ) 2007

(\*)

2009

<http://www.escwa.un.org/divisions/projects/dac/index.asp> (\*)

||

( )

2009

2009 /

"2009

<sup>(70)</sup>(World Summit Award-WSA)

2003

(70)

[www.wsis-award.org/about/index.wbp](http://www.wsis-award.org/about/index.wbp) :

" 2009

"

(2007 / 21 )  
2007 / "

"

2009  
knol.google.com

.2009 /  
Google

knol.google.com

Google  
2009

(71)

" "

2008 /

2009 /

(Digitization)

(Audio-visuals)

.

"

"

.

-

:

-1

-2

-3

-4

-5

-6

-7

(2009 / 20-19 )

-8

-9

.2015

-10

.

-11

.

-12

.

-13

.

-14

.

-15

.

-16

.

-17

.