



# Guidelines on Statistical Business Registers

**Ronald Jansen**  
**Assistant Director**  
**United Nations Statistics Division**

07/10/2016

United Nations Statistics Division

Slide 1



- A. UN Family and Statistical Business Registers
- B. Guidelines on Statistical Business Registers
- C. Coverage of SBR
- D. Roles of SBR
- E. Importance of a Central SBR
- F. Global Assessment on national practices of linking the Business Register to trade and investment statistics
- G. Way forward



# UN Family and Statistical Business Registers

07/10/2016

United Nations Statistics Division

Slide 3

## UN Family and SBRs



- **UN Secretariat** (incl. UNCTAD, UNODC, UN Habitat)
  - UN – New York
    - **UN Statistical Commission** → **international standards**
    - Wiesbaden group on Business Registers
  - UNECE – Europe
    - **Conference of European Statisticians**
    - **UNECE Guidelines on Statistical Business Registers**
  - UNESCWA – Western Asia (and Northern Africa)
    - **Statistics Committee of ESCWA**
  - UNECA – Africa
    - **Statistical Commission of Africa**
    - **AfDB Guidelines on Business Registers**
  - UNECLAC – Latin America and Caribbean
    - **Statistical Conference of the Americas**
    - **Improvement program of Business Registers (2010-2013)**
  - UNESCAP – Asia and the Pacific
    - **Statistics Committee of ESCAP**



- **UN System** (incl. ILO, UNDP, UNICEF, UNFPA, UNHCR)
  - UN Secretariat
    - **UN Statistical Commission** ➔ **international standards**
    - Wiesbaden group on Business Registers
  - UNIDO – Vienna
    - **Industry statistics**
    - Business Registers ➔ Focus on manufacturing
  - FAO - Rome
    - **Agriculture, forestry and fishery statistics**
    - Business Registers ➔ Focus on agriculture
  - UNESCO - Montreal
    - **Education, Cultural and Science statistics**
    - Business Registers ➔ Focus on schools, universities, research, museum
  - WHO - Geneva
    - **Health statistics**
    - Business Registers ➔ Focus on hospitals, pharmacies, medical research

5



- **CCSA** - Committee for the Coordination of Statistical Activities
  - UN System
    - **UN Statistical Commission** ➔ **international standards**
    - Wiesbaden group on Business Registers
  - IMF – Washington DC
    - **Balance of Payments and Financial statistics**
    - Business Registers ➔ Focus on financial institutions
  - WTO - Geneva
    - **International Trade Statistics**
    - Business Registers ➔ Focus on businesses which trade
  - Eurostat – Luxembourg
    - **Statistical Office of the European Union**
    - Business Registers ➔ EU Guidelines
  - OECD – Paris
    - **Statistics Directorate**
    - Business Registers ➔ Focus on TiVA, FDI and Intellectual Property

6



- UNSD **promotes** creation and maintenance of national Statistical Business Registers as a core element in the implementation of the 2008 SNA and integrated economic statistics
- UNSD actively **participates** in various fora related to business register, such as Wiesbaden group or UNECE Task Force on SBR
- UNSD **contributes** to initiatives on SBRs in all regions, including
  - Africa – AfDB Guidelines on Business Registers
  - Europe – CES Guidelines on Statistical Business Registers
  - Western Asia and Asia/Pacific – SBR development is part of the 2008 SNA implementation program and improvement of economic statistics in general
- UNSD **supports** improvement of business registers at country level (i.e., Costa Rica, Malaysia and Jordan)

7



## Wiesbaden group on Business Registers

<http://unstats.un.org/wiesbadengroup/>

**Every statistical office can participate in the meetings of the Wiesbaden group**

**Steering Committee:** Austria, France, Germany, Japan, Mexico, United Kingdom, United States, Eurostat, OECD, UNECE and UNSD

## Purpose

The Wiesbaden Group on Business Registers is an international expert group under the umbrella of the [UN Statistical Commission](#) engaged in further development of business registers, survey frames and associated topics. The group provides a forum for the exchange of views and experiences and the conduct of joint work related to the development, maintenance and use of business registers.

The group's work supports a more integrated approach to structural economic statistics and addresses new, globalization-related analytical needs. It is engaged with contemporary and emerging issues in the development and use of business registers. In particular, the Wiesbaden Group tackles forward-looking matters and identifies new challenges concerning business registers in the wider sense. The group analyses the changing nature and roles of the business register as the backbone of business statistics and a source of statistical data in its own right.

The Wiesbaden Group is an informal body and participation is voluntary. Participants are, however, required to contribute to the programme of the biannual meetings of the group. Although its mandate does not emanate from a formal body, the Wiesbaden Group reports to the UN Statistical Commission on its activities and recommendations of practices and standards.



### Outputs

Papers and proceedings of the Wiesbaden Group meetings are publicly available through the [CIRCABC website](#)

[Home](#) > [Information](#) > [International Statistical Activities](#) > [Participation in International Statistical Activities](#) > 25th Meeting of the Wiesbaden Group on Business Registers

## 25th Meeting of the Wiesbaden Group on Business Registers - International Roundtable on Business Survey Frames Tokyo, Japan, 8-11 November 2016

[> Main](#)
[> Call for Papers](#)
[> Time Schedule](#)
[> Agenda & Papers \*\*New\*\*](#)
[> Registration](#)
[> Meeting Venue](#)
[> Accommodation](#)
[> Tourist Information](#)

Last updated on  
9 September 2016

**44 days to the Meeting!!**



The meeting will be held from 8 to 11 November 2016 in Tokyo, Japan, hosted by the Statistics Bureau of Japan.

### Purpose of the Wiesbaden Group



## Wiesbaden group on Business Registers

- The Wiesbaden Group meetings are organized every second year, alternating with the biennial meetings of the Group of Experts on Business Registers of UNECE, Eurostat and OECD.
- The meetings of the Wiesbaden Group and the Expert Group complement each other.
- To ensure close coordination of work and avoiding duplication of efforts **the Steering Group prepares and oversees the activities of both groups** and ensures that the agendas of the meetings are coordinated in advance.

07/10/2016

United Nations Statistics Division

Slide 11




## UNECE Guidelines on Statistical Business Registers

Endorsed by  
the Conference of European Statisticians  
in June 2015

07/10/2016

United Nations Statistics Division

Slide 12



13



**UNECE Guidelines on SBR**



## Underlying and related international recommendations for economic statistics



- **System of National Accounts 2008**
- International Recommendations for Industrial Statistics 2008
- International Standard Industrial Classification of All Economic Activities, Revision 4 (ISIC, Rev.4)
- **UN Guidelines for Integrated Economic Statistics, 2012**
- Balance of Payments and International Investment Position Manual, 6<sup>th</sup> ed., (IMF, 2009)
- Manual on business demography statistics, Eurostat-OECD, 2007
- Measuring informality: A statistical manual on the informal sector and informal employment (ILO, 2013)

07/10/2016

United Nations Statistics Division

Slide 15



- Chapter 1 - Introduction
- Chapter 2 - Roles of SBR → **integrated economic statistics**
- Chapter 3 - Coverage of SBR → **SNA and ILO manual**
- Chapter 4 - Units of SBR → **SNA and ISIC**
- Chapter 5 - Characteristics of units
- Chapter 6 - Data sources for SBR
- Chapter 7 - Maintenance of SBR
- Chapter 8 - Survey frame methodology
- Chapter 9 - Dissemination
- Chapter 10 - Quality of SBR
- Chapter 11 - Key considerations in establishing SBR
- Chapter 12 - Topics for further work and research
- Annexes - unit characteristics, unit classifications, SBR country examples, quality examples, additional concepts**

07/10/2016

United Nations Statistics Division

Slide 16





13:00- 14:00 *Lunch break*

14:00 - 16:30 **Units in the statistical business register (ESCWA)**

- Types of statistical units: definitions and relations
- Characteristics of units

**Tuesday, 27 September 2016**

09:00 – 11:00 **Data sources for the statistical business registers (UNIDO)**

- General methods, procedures and issues (economic statistics)
- Administrative and statistical data sources
- Combining administrative and statistical sources
- Use of data sources in the ESCWA region (ESCWA)

11:15 – 13:00 **Maintenance of the statistical business register (Expert: Mr. Arouri)**

- Business registers maintenance strategy
- Handling changes in characteristics of statistical units
- Maintenance procedures and treatment of errors

13:00 – 14:00 *Lunch break*

14:00 – 16:30 **Survey frame methodology (Expert: Mr. Brion)**

1



Chapter 1 - Introduction

**Chapter 2 - ROLES OF SBR**

**Chapter 3 - COVERAGE OF SBR**

Chapter 4 - Units of SBR

Chapter 5 - Characteristics of units

Chapter 6 - Data sources for SBR

Chapter 7 - Maintenance of SBR

Chapter 8 - Survey frame methodology

Chapter 9 - Dissemination

Chapter 10 - Quality of SBR

Chapter 11 - Key considerations in establishing SBR

Chapter 12 - Topics for further work and research

Annexes - unit characteristics, unit classifications, SBR country examples, quality examples, additional concepts

## What is a SBR?



### 1.2 What is an SBR?

1.6 An SBR is a *regularly updated, structured database of economic units in a territorial area, maintained by an NSI, and used for statistical purposes.*

- (1) SBR database contains both legal/administrative units and statistical units
- (2) SBR is established for statistical purposes
- (3) Data in SBR should be time stamped
- (4) SBR should be single, central place for economic statistics
- (5) SBR should be single, central place for NSS

1

## Coverage



3.9 The **SNA production boundary** is a more restricted version of the general production boundary. It excludes activities undertaken by households that produce services for their own use, except for services provided by owner-occupied dwellings and services produced by employing paid domestic staff (2008 SNA:6.26).

### Coverage = Completeness

The extent to which the SBR includes all institutional units within the 2008 SNA production boundary

Coverage = Proportion of total national economic production that units represent

2

## Coverage



**Figure 3.4 Recommended SBR coverage**

Enterprise Type	Recommended SBR Coverage	Additional information <sup>a)</sup>
Government	Yes	Component of formal sector. Inclusion of units in the SBR is preferred having links in the SBR to data for government units held in an administrative source acceptable.
Financial corporations and quasi-financial corporations (including those controlled by government)	Yes	Component of formal sector.
Non-financial corporations and quasi corporations	Yes	Component of formal sector.
Non-profit institutions serving households	Yes	Component of formal sector.
Registered household enterprises (including agricultural)	Yes	Component of formal sector.

2

## Coverage



**Figure 3.4 Recommended SBR coverage**

Enterprise Type	Recommended SBR Coverage	Additional information <sup>a)</sup>
Own account <sup>b)</sup> , non-registered non-agricultural household market enterprises excluding self-employed professionals	Yes, but only if suitable administrative source available	Component of informal sector. If significant but no administrative source available, cover through two stage household survey.
Own account <sup>b)</sup> , non-registered non-agricultural household market enterprises that are self-employed professionals	Yes but only if suitable administrative source available	Component of informal sector. If significant but no administrative source available, cover through two stage household survey.
Own account <sup>b)</sup> , non-registered agricultural household market enterprises	Yes, but only if suitable administrative source available	Component of informal sector. If significant but no administrative source available, cover through two stage household survey.

2

## Coverage



**Figure 3.4 Recommended SBR coverage**

Enterprise Type	Recommended SBR Coverage	Additional information <sup>a)</sup>
Non-registered, non-agricultural household market enterprises with employees	Yes, but only if suitable administrative source available	Component of informal sector. If significant but no administrative source cover through two stage household-enterprise survey.
Non-registered, agricultural household market enterprises with employees	Yes, but only if suitable administrative source available	Component of informal sector. If significant but no administrative source cover through two stage household-enterprise survey.
Household non-market enterprises	No	If significant, cover their activities through two stage household-enterprise survey.

2

## Business Demographics



	Number of enterprises (thousands)	Number of persons employed	Value added (EUR million)
<b>All enterprises</b>	22 347	133 767	6 184 825
<b>All SMEs</b>	22 303	89 690	3 557 448
<b>Micro</b>	20 718	39 000	1 300 000
<b>Small</b>	1 362	28 000	1 100 000
<b>Medium-sized</b>	224	22 967	1 128 743
<b>Large</b>	44	44 078	2 627 377

No higher resolution available.

key\_size\_class\_indicators\_non-financial\_business\_economy\_EU-28\_2012.png (766 × 163 pixels, file size: 1

2

## Business Demographics



	Total (thousands)	SMEs	Micro
<b>Total business economy; repair of computers, personal and household goods; except financial and insurance activities</b>	<b>133 767</b>	<b>67.0</b>	<b>29.2</b>
Mining and quarrying	614	33.4	6.4
Manufacturing	30 000	59.0	13.7
Electricity, gas, steam and air conditioning supply	1 227	22.6	4.8
Water supply; sewerage, waste management and remediation activities	1 420	55.8	9.1
Construction	12 731	87.6	45.9
Wholesale and retail trade; repair of motor vehicles and motorcycles	32 863	70.8	36.2
Transportation and storage	10 555	52.1	19.2
Accommodation and food service activities	10 425	82.9	41.7
Information and communication	5 961	57.8	22.9
Real estate activities	2 692	87.8	58.7
Professional, scientific and technical activities	11 480	82.2	49.0
Administrative and support service activities	13 387	48.7	16.1
Repair of computers and personal and household goods	386	90.1	68.1

2

## Roles of SBR



	Role	Goal
1	SBR Live Register	The gateway between (different) source(s) and the statistical units
2	SBR Backbone	Coordinate populations of statistical and administrative units in space & time through register snapshots and frozen frames
3	SBR Survey Frame	Provide set of administrative units valid for the reference period with all attributes to draw a sample
4	SBR Survey support	Control administrative burden and monitor survey response
5	SBR based statistics	Business demography statistics, business dynamics based on register snapshots, and integration with external trade register
6	SBR Information Source	Support market investigation performance
7	SBR International data exchange	Coherence in global statistics
8	SBR in Modernisation of statistical production	Integration of SBR within the production processes for economic statistics

2



## Chapter 2 - Roles of the SBR



### 1. Live register

Register that is continuously updated with new information from various sources, resulting in

- Creating new units, deactivating existing units
- Updating unit characteristics

Provides basis for generating snapshots, frozen frames, and survey frames

2



## 2. Frozen Frame = Reference point for surveys

- Use of **harmonized frame of statistical units for the whole national statistical system**
- **Consistency** in measuring economic activity
  - Across statistical domains
  - Across government agencies
  - Across national policies
- **Consistency = Quality**

2



### 3. Survey frame

- Set of statistical units in scope for the survey (subset of the frozen frame)
- Characteristics of the units needed for stratification, sampling and contact

### 4. Survey support

- **Data collection**
  - defining observation units and reporting units
  - coordination of surveys
- **Survey registration**
  - Recording reporting unit's preferred response mode
- **Survey control**
  - Monitoring and measuring response burden

2



## 5. Basis for Business Demographics and Dynamics

- Business demography statistics
- Business dynamics based on a series of register snapshots
- Integration with external trade register

3

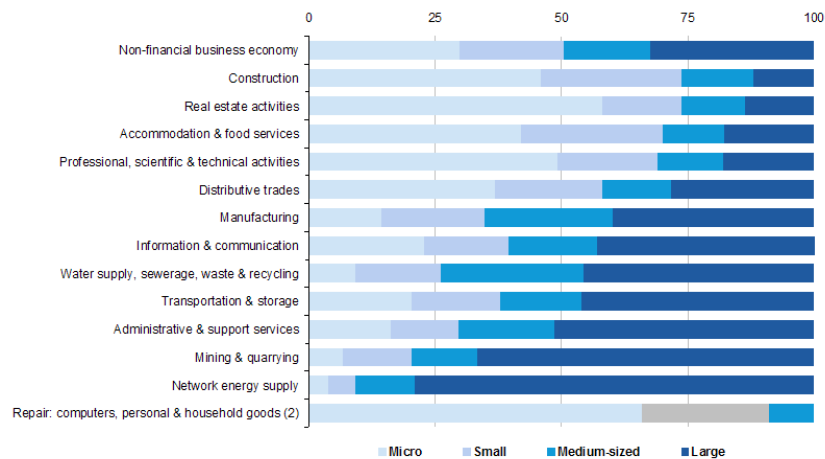


## Example of European Union

3



## Example of Business Demographics



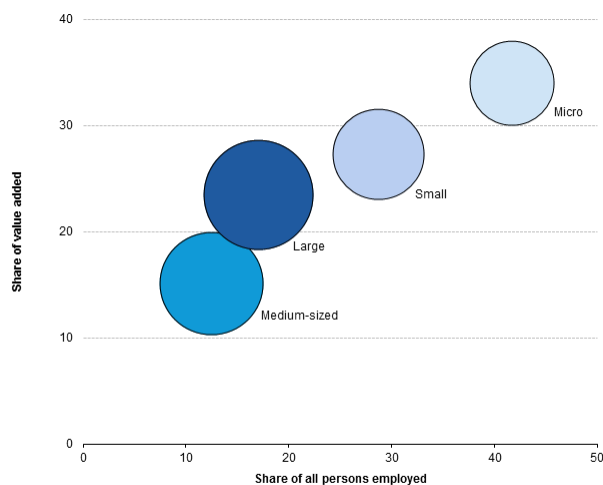
(1) Ranked on the share of SMEs

(2) Small and large enterprises, combined.

3



	Number of enterprises	Number of persons employed	Value added	Apparent labour productivity
	(thousands)		(EUR million)	(EUR thousand per head)
All enterprises	1 825.3	10 424.9	213 424.3	20.5
All SMEs	1 823.7	8 651.7	162 853.6	18.8
Micro	1 650.8	4 351.6	72 471.9	16.7
Small	159.0	3 000.1	58 200.0	19.4
Medium-sized	13.9	1 300.0	32 181.7	24.8
Large	1.6	1 777.8	49 992.8	28.1



(\*) The size of each bubble is proportional to the apparent labour productivity of each size class

3



## 8. Modernisation of statistical production and services by

- Integration of statistical production
- Coordinating and linking units from different sources
- Making better use of administrative registers
- Combining data from traditional sources (surveys) with data from administrative registers
- Providing data warehouse offering integrated data

3



## Example of Canada

3

### Introduction and Background

- The Integrated Business Statistics Program (IBSP) is a major transformational project being implemented over a 10 year period
- Covers all statistical processes from sampling to estimation
- 150 surveys to be integrated by 2019
- Mandatory use of generic corporate services for collecting, processing, storing and disseminating statistical information

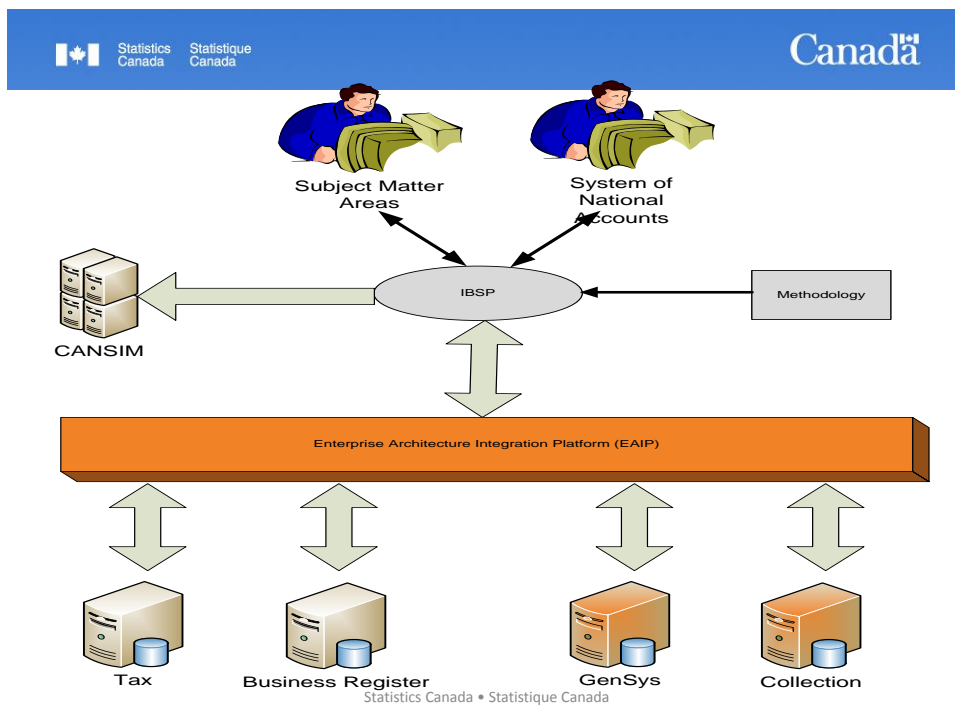
## The Business Register

- Common Frame for all surveys using the IBSP
- Data Service centre updated from multiple sources
- Ensures quality while avoiding overlap between surveys
- Source of data for allocation of data reducing response burden

11

Statistics Canada • Statistique Canada

37

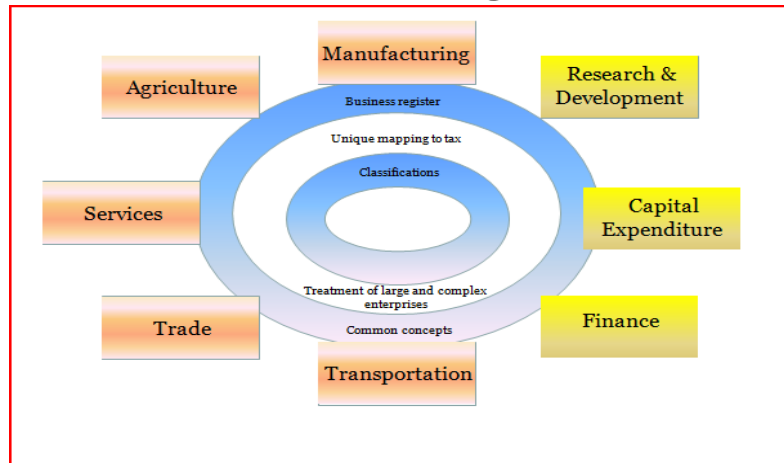




Statistics  
Canada Statistique  
Canada

Canada

# Horizontal Integration



Statistics Canada • Statistique Canada



Statistics  
Canada Statistique  
Canada

Canada

## Managing Response Burden

- Maximize Tax Replacement
  - Complete integration with the IBSP sampling design
  - Backbone of financial data for the IBSP for small and medium enterprises for generic revenue and expense modules
  - Co-operation with the Canadian Revenue Agency
  - Enhances coherence
- Smart Replacement

13

Statistics Canada • Statistique Canada

40

## Rolling Estimates Model



17

Statistics Canada • Statistique Canada

41



## Importance of Central SBR :

Integrated Economic Statistics

Linking of Business Register to  
Trade and Investment Statistics



- Use of **harmonized terminology, definitions, concepts, & classifications**
- **Consistency** in measuring economic activity across sectors and regions and global consistency of key economic indicators
- **Consistency = Quality**
- **Reconciling discrepancies** among data sources
- **Link and integrate data across various statistical domains**, including linking the information about enterprises from the SBR to other data sources

4



- Use SBRs to provide **central sampling frame** for all business surveys
- **Standardize surveys**, including survey design and sample frame
- **Reduction of collection burden** by using the same information for different purposes
- **Reduction of reporting burden** by using centralized registration of which businesses have been in which surveys and possibility to combine surveys

4



- **Business Demographics and Business Dynamics:** new information can be compiled that would not otherwise exist.
- **Trade by Enterprise Characteristics** aim to describe trade flows from the view point of enterprises:
  - **Impact of international trade on employment, growth and income** (by kind of industry, size of enterprise and other characteristics)
  - **Effectiveness of trade policies** (e.g., export-promotion, effects on 2-way traders and foreign affiliates)

4



## Example of United States

4

## Core Data: The Business Register (BR)

### The Census Bureau's Business Master List

- Data in the BR
  - Industry
  - Geography (down to latitude/longitude now)
  - Employment
  - Payroll
  - Legal form of organization (LFO)
  - (Sales)
  - Company Name and Address...

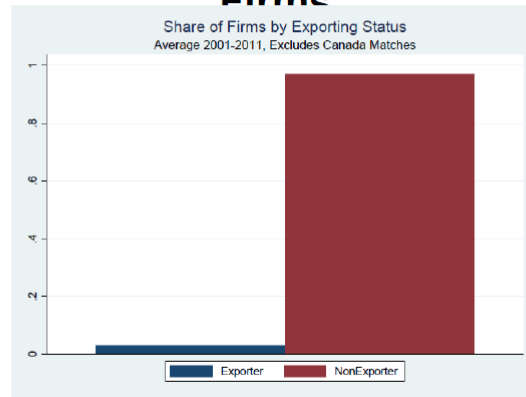
\*\*\*\*\* BY ESTABLISHMENT AND FIRM

## Longitudinal Business Database (LBD)

- Universe database of US non-farm private sector employer businesses
  - Long time series 1976-2013
  - High quality longitudinal linkages
  - Complete sectoral coverage
  - Detailed geography and industry
- Basic backbone to which other business data can be linked
  - Other Census data
  - Administrative Data
- Firm and establishment characteristics
  - Firm size and firm age. Age is critical to understanding firm growth dynamics, entrepreneurial activity and job creation
- Confidential
  - Accessible through the Federal System of Research Data Centers (FSRDC)
- The LBD today is
  - One of the most requested datasets in the FSRDC
  - Primary tool for vibrant literature that guides development of public use products
  - FSRDC critical to this



## Exporters vs Non Exporters: Firms



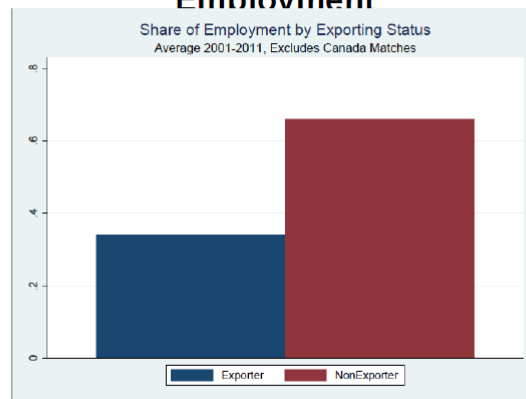
United States  
Census  
Bureau

U.S. Department of Commerce  
Economics and Statistics Administration  
U.S. CENSUS BUREAU  
census.gov

27

49

## Exporters vs Non Exporters: Emnlovment



United States  
Census  
Bureau

U.S. Department of Commerce  
Economics and Statistics Administration  
U.S. CENSUS BUREAU  
census.gov

50



## Linking SBR and Trade

**Global Survey on national practices in linking trade statistics and business registers in the summer of 2015**  
to all NSOs

➔ **Received responses from 94 national statistical systems**

28 OECD and 66 non-OECD countries

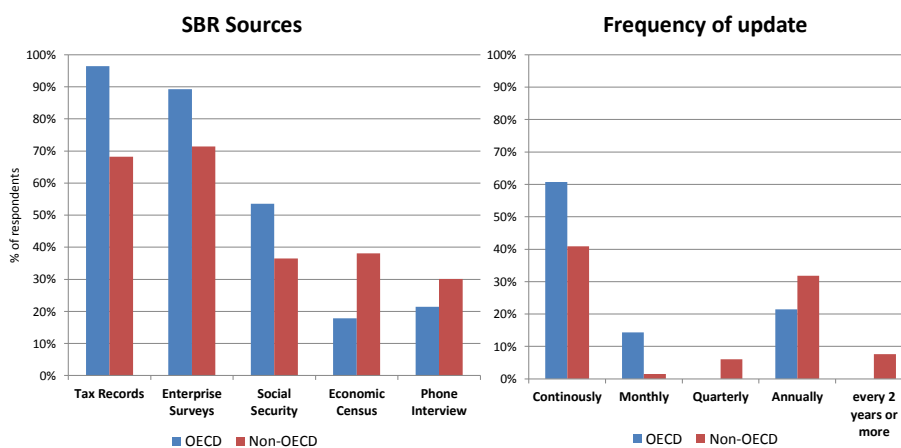
Regional distribution:

20 Africa	(20 non-OECD)
15 Americas	(4 OECD, 11 non-OECD)
38 Europe	(21 OECD, 17 non-OECD)
21 Asia	(3 OECD, 18 non-OECD)

51



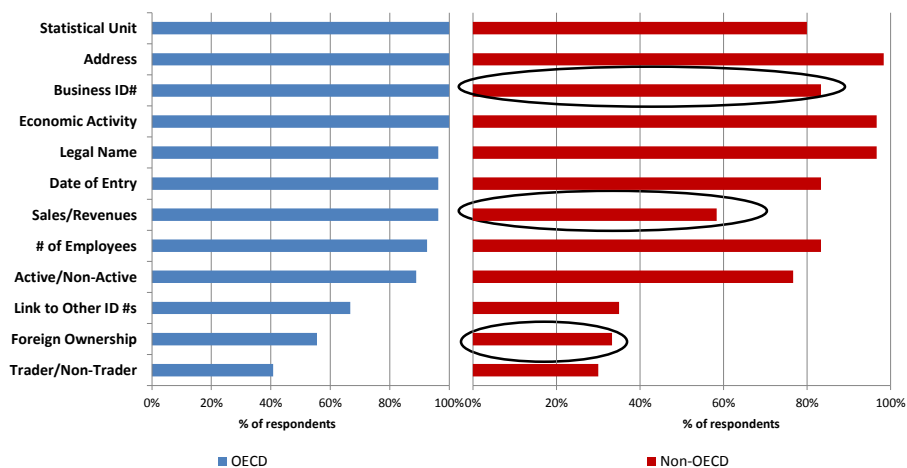
## Linking SBR and Trade



52



## Linking SBR and Trade



- For nearly all respondents SBRs include legal name; address; and economic activity.
- Less commonly-maintained variables are identification of trader/non-trader (maintained by 33% of all respondents) and percentage of foreign ownership (cited by 40% of all respondents). Such information would be relevant to information about multinational corporations and foreign direct investment, but can alternatively be collected via surveys.

53



## Linking SBR to Trade and Investment Statistics

- **45%** of all respondents reported that they are currently linking IMTS to SBR
- 22 OECD countries and 20 non-OECD countries
- **27%** of all respondents reported that they are currently linking SITS to SBR
- 11 OECD countries and 14 non-OECD countries
- **30%** of all respondents reported that they are currently linking FDI to the SBR
- 12 OECD countries and 16 non-OECD countries

54



## Linking SBR and Trade

---

### Challenges

- Matching enterprises in SBR with enterprises on the trade transactions
- Human resource constraints
- IT system efforts and costs
- Many wholesalers or distributors
- Many forwarding agents or other intermediaries

55



## Linking SBR and Trade



### Example of Imports of Germany

5



## Example – Germany from OECD TEC Database

Dataset: TEC trade value by sector and size class of enterprise

FlowImports					
Reporter countryGermany					
Partner zoneTotal					
IndicatorTrade value (in millions of USD)					
Year2012					
Size class	Total	0-9	10-49	50-249	250+
Unit					
<b>ISIC sector (revision 4)</b>					
Total economy	1163230	64386	101060	166618	585154
Industry (exc. construction)	548322	7936	19930	74590	428308
Wholesale, retail trade and repair	..	..	..	..	..
Other sectors	..	..	..	..	..
Agriculture, forestry and fishing	1575	503	419	218	178
Mining and quarrying	1610	25	799	176	602
Manufacturing	517762	0	18521	0	401374
Electricity, gas, steam and air conditioning	26500	358	132	524	25299
Water supply; sewerage, waste/remediation	2451	141	478	769	1034
Construction	3082	822	726	557	674
Wholesale, retail trade and repair	330445	48939	68685	82371	115756
Transportation and storage	30995	1789	4327	2422	22032
Information and communication	6926	572	684	1071	4389
Financial and insurance activities	3799	384	367	229	2242
Real estate activities	6844	374	216	90	376
Professional, scientific and technical activities	17512	1886	3463	3981	5747
Administrative and support service activities	7138	518	1590	442	4003
Accommodation and food services; non market services	4218	662	653	647	1449
Unspecified	404749	..	..	..	..

Data extracted on 03 Sep 2015 21:40 UTC (GMT) from OECD.Stat

57



## OECD TEC Database

Dataset: TEC number of trading enterprises by sector and size class

FlowImports					
Reporter countryGermany					
Partner zoneTotal					
IndicatorNumber of trading enterprises					
Year2012					
Size class	Total	0-9	10-49	50-249	250+
Unit					
<b>ISIC sector (revision 4)</b>					
Total economy	602600	247814	85661	24959	7530
Industry (exc. construction)	90199	35437	25838	12089	3381
Wholesale, retail trade and repair	..	..	..	..	..
Other sectors	..	..	..	..	..
Agriculture, forestry and fishing	12044	6574	1468	179	18
Electricity, gas, steam and air conditioning	2543	573	194	183	134
Water supply; sewerage, waste/remediation	1875	582	654	295	96
Construction	40078	22603	8213	1199	168
Wholesale, retail trade and repair	230950	123069	30484	5625	1234
Transportation and storage	9222	3951	2614	960	283
Information and communication	16849	6993	3108	975	270
Financial and insurance activities	2047	505	221	240	295
Real estate activities	12397	1738	308	83	27
Professional, scientific and technical activities	28079	11696	3855	937	304
Administrative and support service activities	15348	7094	2493	688	258
Accommodation and food services; non market services	55346	28154	7059	1984	1292
Unspecified	180082	..	..	..	..

Data extracted on 03 Sep 2015 21:40 UTC (GMT) from OECD.Stat

58



### Example of Costa Rica

5



Main activity	All Business Register		Exporting enterprise		
	No. of firms	No. of employees	No. of firms	No. of employees	Value of exports (US\$)
<b>A Agriculture, forestry and fishing</b>	<b>3,791</b>	<b>87,982</b>	<b>294</b>	<b>40,283</b>	<b>216,690,448</b>
01 Crop and animal production	3,608	85,069	279	38,698	210,146,426
02 Forestry and logging	132	1,567	8	688	5,289,339
<b>C Manufacturing</b>	<b>4,257</b>	<b>144,706</b>	<b>598</b>	<b>106,429</b>	<b>2,554,099,671</b>
10 Manufacture of food products	1,078	48,328	137	34,661	447,071,957
14 Manufacture of wearing apparel	559	7,949	25	5,022	42,878,988
25 Manufacture of fabricated metal products	441	6,043	39	2,497	42,358,757
26 Manufacture of computer, electronics	40	6,531	21	6,369	787,049,178
27 Manufacture of electrical equipment	37	4,477	20	4,204	143,662,034
<b>G+H Transport, warehousing, and support activities</b>	<b>18,668</b>	<b>201,935</b>	<b>739</b>	<b>55,190</b>	<b>387,741,850</b>
46 Wholesale trade, except motor vehicles	2,471	58,966	591	30,086	349,309,112
47 Retail trade, except of motor vehicles	11,663	88,411	60	17,370	25,826,992
<b>Other activities</b>	<b>19,277</b>	<b>318,907</b>	<b>186</b>	<b>33,792</b>	<b>63,137,508</b>
Hotel and Restaurants	4,892				
Professional and scientific services	2,472				
Social and Health services	1,871				
Unknown activity	2,988	15,771	71	864	24,375,886
Non-matches	-	-	-	-	131,689,763
<b>TOTAL</b>	<b>48,981</b>	<b>769,301</b>	<b>1,894</b>	<b>236,794</b>	<b>3,378,826,643</b>

6



## International Trade and Economic Globalization Statistics

6



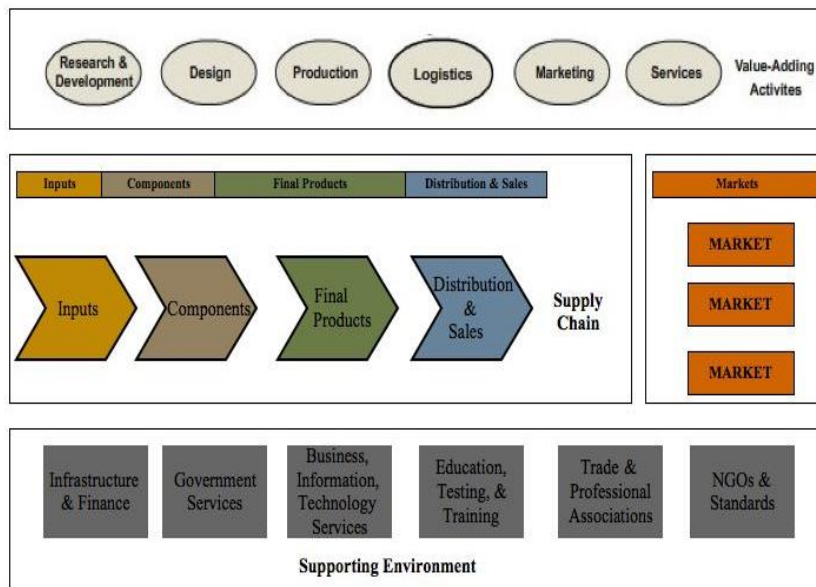
## UN Handbook

### **Accounting for Global Value Chains**

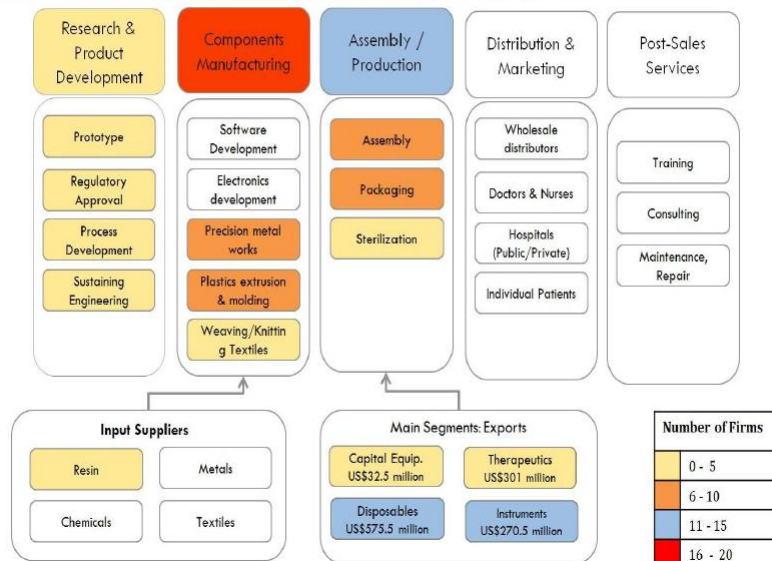
A System of Extended National Accounts and  
Integrated Business Statistics

6

## Global Value Chain approach



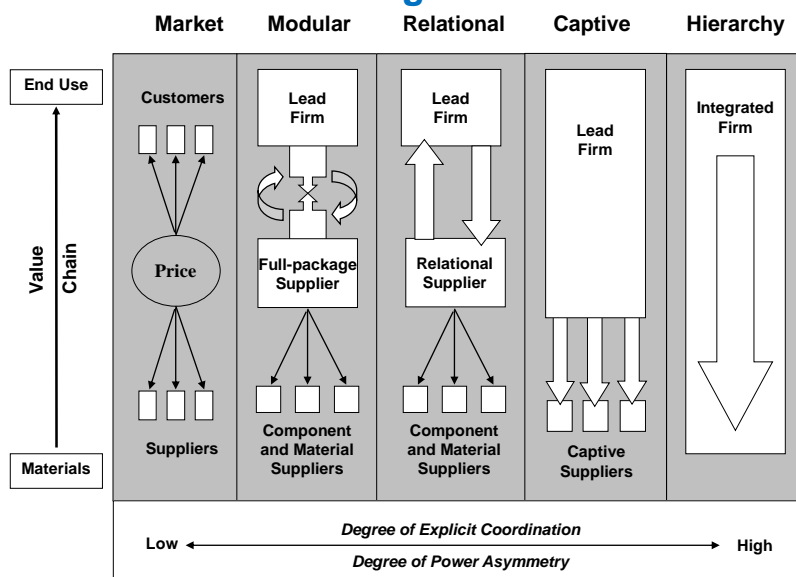
## Costa Rica's Position in the Medical Devices GVC



64



## Statistical units related to GVC Governance arrangements



65

### Handbook

- The **global value chain concept** is central to the measurement of globalization
- **Statistical framework (national focus):**
  - i. **extended national supply and use tables and accounts**
  - ii. **integrated business, trade and investment statistics**
- **Satellite accounting approach** taken for the measurement of extended national and multi-country GVC industry tables and accounts
- **Enterprise (group) perspective** taken to move from bilateral to multilateral country perspective in production, investment and trade statistics

## Elements of the Integrated Business, Investment and Trade Statistics Framework

- Improve **business registers** with identification of multi-national enterprises, foreign affiliates and size class, and with links to trade and investment statistics
- Establish a **global enterprise group register**, by further developing the approach employed by the euro-groups register
- **Balance bilateral trade and investment asymmetries** in a consistent way
- Standardize surveys on **international sourcing of Business Functions**

## Integrated Business, Investment and Trade Statistics Framework

- **GVC satellite accounts** can be formulated in terms of their **goods and services producing activities, their supply and use of intermediate products, their final outputs in the end markets**, and their heterogeneity of firms, in terms of ownership, size class and trade intensity
- **Various GVC industries** are considered as examples for the Handbook, such as the agri-food, **textile and apparel, automotive**, energy, pharmaceutical and tourism industries

## Way Forward

1. Proposal at 2017 UN Statistical Commission to make Guidelines for Statistical Business Registers into **International Recommendations for SBR**
2. Handbook on Accounting for Global Value Chains will request **improved business registers** with identification of multi-national enterprises, foreign affiliates and size class, and **with links to trade and investment statistics**
3. Development of a **Global Register for Multi-National Enterprise Groups**



Thank you